

**re-value**

## **Re-Value Monitoring & Evaluation Model (first intermediate version)**

**Re-Value Deliverable D7.3**

## Report information

**Deliverable:** D7.3: Re-Value Monitoring & Evaluation Model (first intermediate version)

**Submission date:** 10 December 2024

**Authors:** Christina Protopapadaki (VITO), Annemie Wyckmans (NTNU), Dirk Ahlers (NTNU), Allison Wildman (ICLEI), Nikoo Mohajermoghari (NTNU), Esben Pejstrup (ICLEI), Sagnik Bhattacharjee (ECOTEN), Emma Kiraly (JAE)

**Report contributors:** Marjan Khaleghi (NTNU), Nadira Berbic (NTNU), Katarina Kosutova (VITO), Han Vandevyvere (VITO), Christine Mertens (GIB), Deborah Navarra (NTNU)

**Task contributors:** NTNU – Norwegian University of Science and Technology, Municipality of Ålesund, City of Bruges (Stad Brugge), Burgas Municipality, Municipality of Rimini, Cascais Ambiente, ADI-ZMC, İzmir Metropolitan Municipality, Písek municipality, City of Rijeka, ICLEI Europe, VITO, Alma Mater Studiorum-Università di Bologna, LNEG, IZTECH, University of Nova Gorica, IFLA Europe, Sørsida, Augment City, SU "St. Kliment Ohridski", JA Europe, Municipality of Constanța, Ecoten, Teatret Vårt, Sladovna Písek, Global Infrastructure Basel Foundation (GIB)

**Front page photo:** Photo by [Adrien Delforge](#) on [Unsplash](#)

**Terms of use:** This publication has been produced as part of the Re-Value project and is licensed under a Creative Commons Attribution 4.0 International license ([CC BY 4.0](#)), except where otherwise noted.

**Horizon Europe Grant Agreement No:** 101096943



**Funded by  
the European Union**

Views and opinions expressed are those of the author(s) only and do not necessarily reflect those of the European Union or CINEA. Neither the European Union nor the granting authority can be held responsible for them.

## Executive Summary

This report outlines the first intermediate version of the Monitoring and Evaluation (M&E) Framework for the Re-Value project. Re-Value's core ambition is to enhance the integration and adaptation of urban transformation processes to accelerate the transition to climate neutrality through a process-oriented approach. The M&E Framework defines and operationalises project-level Key Performance Indicators (KPIs) to monitor and document the project's impacts across its activities, pilots, results, outcomes, and long-term effects. It also establishes clear roles and responsibilities for project partners. Additionally, the framework serves as a feedback mechanism to identify areas for improvement and inform ongoing project activities.

The Monitoring and Evaluation (M&E) Framework is anchored in the impact pathways outlined in the Description of Action during the proposal phase. The M&E Key Performance Indicators are designed to track progress across four key areas:

- Results: Deliverables to be achieved within the project's duration.
- CDE Measures: Communication, dissemination, and exploitation activities aimed at sharing project results within and beyond the Re-Value cities ecosystem.
- Outcomes: Mid-term effects observed as a result of the dissemination of project results to target groups, particularly within Re-Value cities.
- Impacts: Long-term effects extending beyond the project's boundaries, including societal transformations aligned with the project's goals.

The M&E Framework will be refined annually through an iterative process, informed by its implementation in Leading Cities (WP2–WP5), learning and replication activities in Replication Cities and across all cities (WP6), the development of the Impact Model (WP1), and the outcomes of communication, dissemination, and advocacy efforts targeting other cities and communities (WP8 and WP9). This deliverable, D7.3, represents a further advancement of the framework initially described in D7.1: Re-Value M&E Model (initial version).

Additionally, the M&E Framework outlined in this deliverable will serve as the foundation for evaluations documented in subsequent M&E reports, such as D7.2: Re-Value M&E Report 1, D7.5: Re-Value M&E Report 2, and future iterations. These reports will be developed as part of Task 7.2: Monitoring and Documentation of Impact.

## Table of Contents

<b>1. Introduction.....</b>	<b>6</b>
1.1. About this Deliverable.....	6
1.2. Scope.....	6
1.3. The Re-Value Monitoring & Evaluation Framework.....	8
1.3.1. Aims.....	8
1.3.2. Impact Pathways and Key Performance Indicators.....	9
<b>2. Impact Canvas and Key Performance Indicators.....</b>	<b>11</b>
2.1. Methodology.....	11
2.2. Detailed Project Key Performance Indicators.....	15
2.2.1. Results.....	15
R1: Inclusiveness Protocol.....	15
R2: Impact Model addressing six systemic challenges.....	16
R3: Innovation Cycles co-generating and co-qualifying Stories, Scenarios and Investment- and Partnership-building strategies.....	16
R4: Re-Value Portfolio of Urban Design and Planning Approaches.....	18
R5: Detailed Roadmaps for Waterfront Pilots & update of Long-term Territorial Transformation Plans.....	18
R6: Full-Scale Deployment in Leading Cities' Waterfront Pilots.....	19
R7: Co-created Capacity Building and Exchange Programme.....	20
R8: Peer-to-Peer Collaboration Space and capacity building support.....	20
R9: Re-Value Monitoring and Evaluation Framework and dialogues with NetZeroCities.....	21
R10: Improvement of Societal Readiness Levels.....	21
2.2.2. Communication, Dissemination and Exploitation measures.....	23
CDE Tracker.....	23
CDE1: Local workshops.....	23
CDE2: Travel Punch Card for Re-Value cities to visit each other.....	24
CDE3: Re-Value website and social media.....	24
CDE4: Newsletters.....	24
CDE5: Scientific open access publications.....	25
CDE6: Re-Value CDE Plan & Local Communication Plans.....	25
CDE7: Local-language "Urban Transformations" webinars.....	25
CDE8: Urban Planning and Transitions Forum.....	26
CDE9: Upskilling/capacity building with the youth through Innovation Camps.....	26
CDE10: Re-Value Policy Briefs.....	27
CDE11: Contribution to regulatory, policy and standardisation initiatives, on national and European level.....	27
CDE12: Participation in emergent national platforms.....	28
CDE13: Exploitable Results.....	29
2.2.3. Outcomes.....	30
O1.1: Re-Value cities reach Fit for 55 objectives.....	30

# RE-VALUE

O1.2: Active cooperation with other Mission/NEB initiatives.....	31
O1.3: Re-Value Policy Briefs inform policies at EU/national level.....	32
O2.1: LCs and RCs take up the participatory Re-Value Story building, Scenario building and Investment & Partnership building strategies.....	33
O2.2: Citizens/professional stakeholders feel they contributed to the outcomes.....	34
O3.1: LCs and RCs use the Re-Value Impact Model long-term.....	34
O3.2: LCs and RCs adopt the Inclusiveness and Diversity Protocol long-term.....	35
O4.1: Exploitable Results are embedded in Re-Value cities.....	36
O4.2: LCs and RCs embed long-term Re-Value’s data-driven co-creation and scenario-building in decision support.....	36
O5.1: LCs and RCs embed in their strategies for updating long-term Territorial Transformation Plans a universal design of climate neutrality, including energy and mobility poverty.....	37
O5.2: LCs and RCs fully embed the participatory, circular and shared value chains in their Investment and Partnership Plans.....	38
2.2.4. Impacts.....	38
I1.1: Other European cities use Re-Value results.....	39
I1.2: Re-Value Portfolio, Impact Model and Innovation Cycles are integrated into the NetZeroCities Portal Knowledge Repository.....	40
I2: Other cities/projects take up participatory Re-Value Story building, Scenario building, and Investment & Partnership building methods.....	41
I3: Other cities/projects embed participatory, circular and shared value chains in their Investment and Partnership strategies.....	42
I4: Other cities take up a universal design of climate neutrality, including energy and mobility poverty.....	43
I5: Other cities/projects take up Re-Value Portfolio of Urban Planning and Design Approaches.....	43
I6: Other cities/projects take up the participatory Impact Model and Innovation Cycles.....	44
I7: Other cities/projects take up Re-Value’s data-driven co-creation and Scenario building.....	44
I8: Re-Value’s data-driven co-creation and scenario-building is integrated in the NetZeroCities Portal knowledge repository.....	45
I9: EU policies, programmes and initiatives linked to cities incorporate Re-Value results.....	45
<b>3. Conclusion.....</b>	<b>47</b>
<b>4. Glossary of Terms.....</b>	<b>48</b>

## 1. Introduction

### 1.1. About this Deliverable

The project Re-Valuing Urban Quality & Climate Neutrality in European Waterfront Cities (Re-Value) supports cities in developing, testing, capturing, and sharing approaches to create value through urban quality in a holistic pursuit of climate neutrality. It aims to demonstrate how integrated urban planning and design can be effectively used to achieve inclusive, beautiful, and sustainable cities, aligning with the objectives of the New European Bauhaus. Re-Value is part of the Horizon Europe Innovation Actions, contributing to the implementation of the EU Climate-Neutral and Smart Cities Mission.

This deliverable (D7.3) has been developed under Work Package (WP) 7: Monitoring and Documenting Impact and presents the initial results of Task 7.1: Re-Value Monitoring and Evaluation (M&E) Model. The objective of WP7 is to analyse how Re-Value supports city stakeholders in leveraging urban design to achieve climate neutrality and enhance urban qualities. This deliverable establishes a Monitoring and Evaluation (M&E) Framework to assess the project's overall impact, including its pilot activities, results, outcomes, and long-term effects, while defining clear roles and responsibilities for project partners. The framework is grounded in the pathways to impact outlined in the project's Description of Action during the proposal phase.

The primary objective of this deliverable is to operationalise the project's Monitoring and Evaluation (M&E) Key Performance Indicators (KPIs) and provide a foundation for further developing Re-Value's M&E Framework. This framework aims to enable the evaluation of results achieved in the cities and along the project's pathways to impact. The M&E Framework will undergo annual updates through an iterative process involving its implementation in Leading Cities (WP2–WP5), learning and replication activities in Replication Cities and across all cities (WP6), the development of the Impact Model (WP1), and the outcomes of communication, dissemination, and advocacy efforts with other cities and communities (WP8 and WP9).

Additionally, the M&E Framework outlined in this deliverable will serve as the basis for evaluations documented in regular status updates, such as D7.2: Re-Value M&E Report 1 and subsequent versions, under T7.2: Monitoring and Documentation of Impact. This Deliverable D7.3 is an update of D7.1, and therefore contains some of the same basic content of D7.1. Specific changes have been based on the project work since the last version and insights gained in the project, as well as Deliverables that have been completed in this period. The changes are mainly on the KPIs, their pathways, and in their Contribution to project Outcomes/Impacts, reflected in updated descriptions of the KPIs in Section 2.

### 1.2. Scope

Re-Value collaborates with nine waterfront cities—four Leading Cities (Ålesund, Bruges, Burgas, and Rimini) and five Replication Cities (Cascais, Constanța, İzmir, Písek, and Rijeka)—to explore innovative ways to adapt conventional urban planning and design methods to create inclusive, beautiful, and sustainable cities. This is achieved through an integrated approach that combines high climate neutrality ambitions with the values and principles of the New European Bauhaus (NEB). A key focus of the project is to support cities in identifying, capturing, and validating the co-benefits of climate neutrality and urban qualities, while documenting and disseminating these learnings to enhance capacity building for other European cities and inform relevant initiatives and policies. Re-Value's efforts are guided by seven project objectives, as outlined in the Description of Action:

# RE-VALUE

1. Build a multi-modal impact model for value-based urban design and planning (WP1)
2. Deliver successful full-scale deployment in the waterfront districts of four Leading Cities, and correspondingly update their long-term Territorial Transformation Plans towards climate neutrality by 2030 (WP2-5)
3. Deliver Detailed Roadmaps with Investment and Partnership building strategies for the Waterfront Pilots of five Replication Cities, and correspondingly update and accelerate their long-term Territorial Transformation Plans towards climate neutrality (WP6)
4. Consolidate a Community of Practice between the Leading and Replication Cities, and with the Cities Mission and Mission Platform, to build long-term capacity (WP6)
5. Monitor and document the impacts of the project and capture the added value created for different stakeholders, within and across the cities (WP7)
6. Communication, dissemination and exploitation of Re-Value activities within and across cities, to contribute to the delivery of the EU Cities Mission (WP8)
7. Optimally manage and anchor the project (WP9)

The core of Re-Value's work focuses on the area-based Waterfront Pilots being developed in each participating city. These Pilots are designed to integrate the New European Bauhaus (NEB) values—beautiful, sustainable, together—and principles, including participatory, multi-level, and transdisciplinary approaches. The pilots will progress through phased Innovation Cycles (WP1), aiming to challenge and rethink conventional urban planning and design processes across six systemic challenge areas:

- Systemic changes in governance, regulatory structures, advocacy
- Cultural and spatial quality
- Financial and circular value chains
- Data-driven co-creation, digital twins
- Energy and mobility
- Nature-based solutions

All Re-Value cities aim to adapt their overall processes and strategies for achieving climate neutrality while exchanging knowledge and generating insights for replicability beyond the project. The results of these efforts occur across multiple levels:

- **Pilot level:** Through individual interventions and engagement with inhabitants or other stakeholders within the cities' Waterfront Pilots.
- **City-region level:** By updating municipal strategies, long-term territorial transformation plans, and leveraging pilot results to create impacts on a larger scale, including districts, entire cities, or even regional to national levels (e.g., influencing regulatory frameworks).
- **Project level:** By consolidating outcomes from individual cities and leveraging project-level activities, such as joint development, knowledge exchange, learning processes, and fostering replicability.

Re-Value's Monitoring and Evaluation (M&E) Framework is focused on assessing project-level impacts through detailed Key Performance Indicators (KPIs), aligning the Re-Value Impact Canvas from the Grant Agreement with the general approach of the EU Mission on Climate-Neutral and Smart Cities (Cities Mission) for tracking impact along impact pathways, while also providing valuable feedback to the cities. The primary objective of Re-Value is to explore how urban transformation processes can be better integrated and adapted to accelerate the transition to climate neutrality using a process-oriented approach.

Initially, the plan was to closely align the Re-Value M&E Framework with the one to be developed for the NetZeroCities platform under the EC Cities Mission. However, the NetZeroCities framework was not available during the first year of the Re-Value project. Additionally, only one of the Re-Value cities (İzmir)

was selected for the Cities Mission, making full alignment across all nine cities, particularly in relation to the detailed pilot data required for Mission Cities, less feasible.

A significant challenge in Re-Value is the availability of relevant city data at a spatial granularity level that does not fully align with the boundaries of the Waterfront Pilots. For instance, emission and energy data, or much of the reporting from NetZeroCities, may be available at the city level with good quality but cannot be scaled down to match the precise pilot areas in the project. Where downscaled data is available, it typically applies at a district or census level, which may not align with the pilot areas, making accurate comparisons difficult or impossible. This issue affects both ongoing data collection and baseline data. In many cases, city data is unavailable for the specific pilot areas, or, due to the standard data collection and validation processes, it is delivered with a delay of one to two years for annual data. Additionally, certain specific data may not be available at all or are not comparable across all nine cities in the project.

Despite these constraints, the project supports the Waterfront Pilots in establishing appropriate monitoring frameworks for their activities, closely following the principles of the Re-Value Impact Model for Value-based Urban Planning and Design (WP1) and aligning with the NetZeroCities Monitoring, Evaluation, and Learning Framework where possible. This work is carried out under WP1, with the results detailed in deliverable D1.1: Re-Value Impact Model (initial version)<sup>1</sup>.

## 1.3. The Re-Value Monitoring & Evaluation Framework

### 1.3.1. Aims

The objective of WP7 is to assess how Re-Value supports city stakeholders in leveraging urban design to achieve climate neutrality while enhancing urban qualities. Many European cities are committed to climate neutrality, sustainability, and improved quality of life, yet they often face challenges due to fragmented and insufficient planning approaches that hinder progress and miss opportunities to achieve high urban quality. Re-Value addresses these shortcomings by offering integrated solutions to improve urban planning practices.

WP7 focuses on monitoring and evaluating the project's potential to generate positive impacts and identifying any unintended negative effects, both within the Re-Value cities and across the broader European urban context. Key questions addressed by WP7 include:

- Do Re-Value cities evolve their visions, approaches, or outcomes based on insights gained through the project?
- How does Re-Value contribute to building capacity and supporting other European cities in their urban transformation journeys?
- Which aspects of Re-Value are most effective in assisting cities, and where is there room for improvement?

The Re-Value M&E Framework serves two primary objectives: to demonstrate that the project and its participating cities achieve their goals, and, more importantly, to understand the processes by which these goals are achieved. This understanding enables the creation of a feedback and learning loop to support Re-Value cities and provide guidance for other cities seeking to replicate these approaches and results.

---

<sup>1</sup> Re-Value Deliverable D1.1: Re-Value Impact Model (initial version)  
<https://re-value-cities.eu/documents/re-value-impact-model-initial-version>

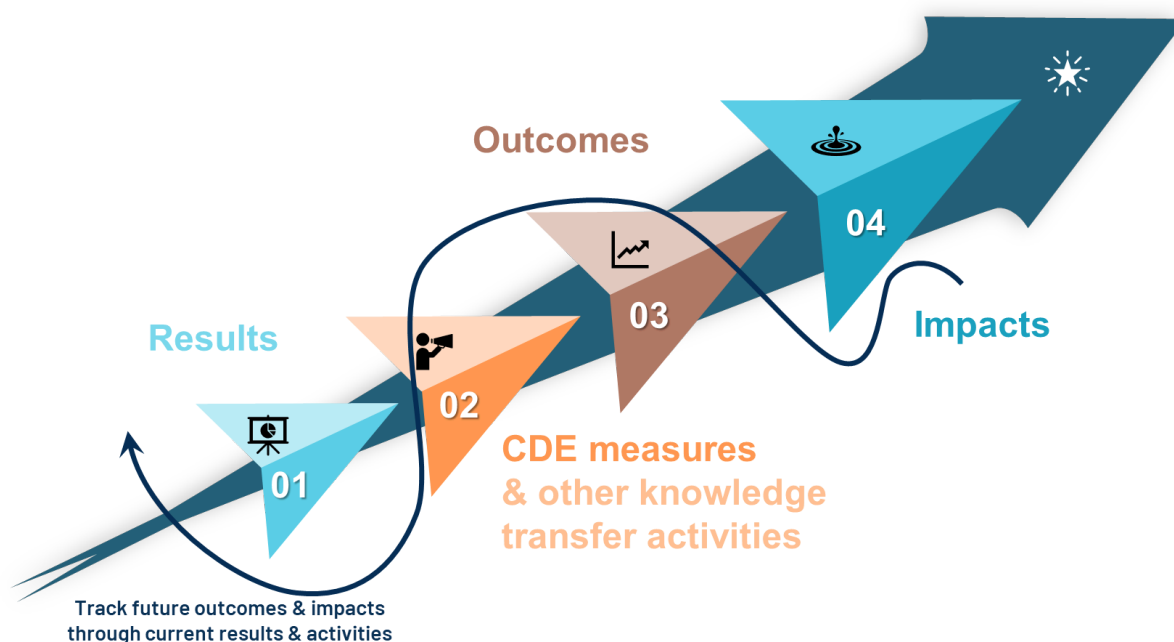


The framework is designed to be iterative, evolving throughout the project to ensure its effectiveness. Its key functions include monitoring project progress, evaluating processes and results, and integrating insights back into the project. This is achieved by operationalising the tracking of Key Performance Indicators (KPIs) and assessing Impact Pathways, which detail the progress towards achieving the intended mid-term Outcomes and broader long-term Impacts.

## 1.3.2. Impact Pathways and Key Performance Indicators

Through WP7, the project focuses on documenting and evaluating the pathways through which Re-Value creates impact. By analysing how impact is achieved across technological, governance, economic, social, spatial, and other dimensions, the project aims to generate valuable insights to facilitate learning and replication of the methods and experimentations used.

Re-Value will deliver a range of results and employ targeted communication, dissemination, and knowledge transfer activities to achieve the expected outcomes and long-term impacts outlined in the Grant Agreement and Description of Action, as illustrated in Figure 1. While mid- and long-term impacts cannot be fully measured during the project's timeframe, specific KPIs were established in the project's Impact Canvas (Section 2.1) during the proposal phase. These KPIs act as proxies to assess how the project's activities and results contribute to achieving the defined Outcomes and Impacts, as envisioned in the project objectives and the EC Call<sup>2</sup> requirements.



**Figure 1: Depiction of Re-Value Monitoring & Evaluation approach (originally created for D7.1).**

This report refines and further develops the KPIs used in the M&E Framework, making them more detailed, operational, and, where feasible, measurable to enable systematic monitoring of project progress. For each KPI, the following aspects are outlined:

- The project's understanding of the KPI and its relationship to project activities.
- The target numerical value for the KPI to be achieved by the end of the project.

<sup>2</sup> EU Funding & Tenders Portal. Urban planning and design for just, sustainable, resilient and climate-neutral cities by 2030 HORIZON-MISS-2021-CIT-02 [Dec 16, 2021 Urban planning and design for just, sustainable, resilient and climate-neutral cities by 2030 ID: HORIZON-MISS-2021-CIT-02-01](#)

# RE-VALUE

- The methods and tools used to track the KPI.
- The contribution of the KPI to the project's expected Outcomes and Impacts.
- The partner responsible for reporting on the KPI and the roles of other partners in achieving the target.

A dedicated M&E KPI tracker has been developed as a spreadsheet to compile the key attributes of each KPI, along with progress updates for each reporting period. This tool will support the series of deliverables associated with M&E Reporting. Moreover, by analysing how the various project results and activities contribute to the desired outcomes and impacts, valuable insights will be generated to guide the pilots and the overall project. These insights will also support the broader community of cities in their efforts to become just, sustainable, resilient, and climate neutral. The emphasis is not solely on achieving targets but on understanding how results are attained, enabling the sharing of learnings and contextual validation of outcomes.

To achieve this, WP7 partners responsible for individual KPIs will identify specific activities that drive the intended outcomes and impacts. They will also establish robust methods to monitor and document the types of impact generated, the stakeholders affected, and the processes through which these impacts are achieved.

This can take the form of:

- Regular city dialogues and exchange sessions (i.e., Rounds)
- Regular cross-cutting replication team meetings
- Peer-to-Peer review and feedback on project activities and reports
- Low-threshold feedback from participants in Re-Value workshops and events

Working together with the Impact Model and Innovation Cycles (WP1) will be crucial, to connect monitoring and evaluation at different levels of the pilots, cities and project, in particular the impact pathways that led us there.

## 2. Impact Canvas and Key Performance Indicators

### 2.1. Methodology

The project's pathways to impact and benefits for target groups were outlined in the Impact Canvas within the Impact section of the project's Description of Action. This canvas detailed the expected project Results, Communication, Dissemination, and Exploitation (CDE) measures, Outcomes, and broader societal Impacts (see Table 1). For the purpose of monitoring and evaluating the project, these elements have been translated into specific KPIs. Each KPI includes targets, responsible partners, contributors, and means of verification, linking them to the relevant deliverables and tasks within the project.

All KPIs are elaborated in detail in the subsequent sections. To facilitate progress monitoring, an M&E KPI tracker has been developed, providing a quantitative overview of the KPIs. Additionally, qualitative analysis of progress and lessons learned will be documented in the deliverable series D7.2 Re-Value M&E Report.

**Table 1: Extract of the Impact Canvas, as presented in the Description of Action, with small adaptations for clarity.**

Specific needs	Target groups
<ul style="list-style-type: none"> <li>•Value urban quality in climate neutrality journeys</li> <li>•Empower, co-create climate action with citizens and professional Stakeholders</li> <li>•Build localised capacity and competency</li> <li>•Structure city authorities to co-create climate neutrality, in-house, with stakeholders</li> <li>•Cities learn best from each other, honest sharing of practices and challenges</li> <li>•Localised replication/scaling adapted to unique context</li> </ul>	<ul style="list-style-type: none"> <li>•Citizens, including vulnerable</li> <li>•Businesses, entrepreneurs</li> <li>•Arts, culture, creatives</li> <li>•Knowledge organisations</li> <li>•Local authorities</li> <li>•Investors, insurance</li> <li>•National authorities</li> <li>•Cities Mission communities</li> <li>•Funding/finance/insurance</li> <li>•Wider public, media</li> </ul>
Expected results	CDE measures
<ul style="list-style-type: none"> <li>•1 Inclusiveness Protocol co-created with cities and partners, with universal design, inclusion of vulnerable groups in <b>all</b> activities</li> <li>•1 Impact Model, 6 systemic challenges, 2 updates</li> <li>•3 Innovation Cycles co-generating and co-qualifying 27 Stories, 23 Scenarios and 18 related Investments and Partnership-building strategies</li> <li>•1 Re-Value Portfolio of Urban Design and Planning approaches, summarising at least 48 tools, investment and partnership building approaches, tested and qualified in the Re-Value cities</li> <li>•9 Detailed Roadmaps for Waterfront Pilots; 9 long-term TTPs updated according to Re-Value Impact Model, Portfolio, ERs</li> <li>•4 Full-Scale Deployments, in 4 Leading Cities' Waterfront Pilots</li> <li>•1 co-created Capacity Building and Exchange Programme</li> </ul>	<ul style="list-style-type: none"> <li>•216 local workshops (24/city) with up to 6480 stakeholders</li> <li>•Cities have a Travel Punch Card to visit 4 (RCs) or 3 (LCs) other cities, in addition to the consortium's annual events</li> <li>•Re-Value Website, social media</li> <li>•Publication of 8 newsletters</li> <li>•1 Re-Value CDE Plan, 9 Local Communication Plans,</li> <li>•Up to 27 local-language "Urban Transformations" webinars (3/city)</li> <li>•150 participants in Urban Planning and Transition(s) Forum</li> <li>•Upskilling/capacity building with 1400 youth in 9 countries in 28 Innovation Camps (3 per city, 1 European)</li> <li>•9 open access scientific publications</li> <li>•9 Policy Briefs, with follow-up meetings</li> <li>•Contribute to at least 13 national and European regulatory, policy and standardisation initiatives</li> <li>•27 Exploitable Results (Policy, Tool, Guide, Soc Innovation)</li> <li>•Participation in up to 9 emergent national platforms</li> </ul>

<ul style="list-style-type: none"> <li>•Peer-to-Peer Collaboration Spaces and capacity building support, reaching 100+ cities via the Mission Portal by NetZeroCities</li> <li>•1 Re-Value M&amp;E Model, with 3 updates; 4 open-access Re-Value M&amp;E Reports; 3 Re-Value M&amp;E Dialogues with NetZeroCities</li> <li>•Improving SRLs (29 initiatives to SRL 9, 3 each to SRL 8, 7, and 6 and 1 new action to SRL 4)</li> </ul>	
Outcomes	Impacts
<p><b>O#1: Contribution to implementation of European Programmes</b></p> <ul style="list-style-type: none"> <li>•At least 4 cities reach Fit for 55 objectives, accelerating Eols/SECAPs</li> <li>•Active cooperation with at least 17 other Mission/NEB initiatives</li> <li>•Re-Value Policy Briefs inform at least 13 policies (EU/national)</li> </ul> <p><b>O#2: Transparent and efficient decision-making processes</b></p> <ul style="list-style-type: none"> <li>•Uptake of participatory Re-Value Story-, Scenario-, Investment &amp; Partnership- building methods by all 9 LCs/RCs</li> <li>•At least 70% of the participating citizens/professional stakeholders feel they contributed to the outcomes</li> </ul> <p><b>O#3: Effective management of trade-offs and ownership of transformative changes through engagement</b></p> <ul style="list-style-type: none"> <li>•Re-Value Impact Model used long-term in 9 LCs/RCs</li> <li>•Re-Value cities have adopted the Inclusiveness Protocol long-term</li> </ul> <p><b>O#4: Innovative urban planning and design practices</b></p> <ul style="list-style-type: none"> <li>•Re-Value's Exploitable Results embedded in all 9 Re-Value cities</li> <li>•Re-Value's data-driven co-creation and Scenario-building embedded long-term in decision support of all 9 LCs/RCs</li> </ul> <p><b>O#5: Solutions that ensure a more equitable, just, synergetic and optimal use of urban spaces</b></p> <ul style="list-style-type: none"> <li>•Universal design of climate neutrality, including energy and mobility poverty, embedded in TTPs of the 9 LCs/RCs</li> <li>•Participatory circular and shared value chains fully embedded in Investment and Partnership Plans of all 9 LCs/RCs</li> </ul>	<p><b>EI#1: Capacity building among European cities (societal)</b></p> <ul style="list-style-type: none"> <li>•Re-Value results used by 9 other European cities</li> <li>•Re-Value Portfolio, Impact Model and Innovation Cycles integrated in NetZeroCities Portal knowledge repository</li> </ul> <p><b>EI#2: Sector integration, cross-sector collaboration, synergies (societal/economic)</b></p> <ul style="list-style-type: none"> <li>•Uptake of participatory Re-Value Story, Scenario, Investment &amp; Partnership-building methods by 9 other cities, projects</li> </ul> <p><b>EI#3: Inclusive, replicable infrastructures; Participatory systems and intensified city-business collaboration (societal/economic)</b></p> <ul style="list-style-type: none"> <li>•Participatory circular and shared value chains embedded in Investment and Partnership Plans of 9 other cities, projects</li> </ul> <p><b>EI#4: Deployment and increased modal share of inclusive, clean, shared and alternative mobility modes and services (scientific / societal)</b></p> <ul style="list-style-type: none"> <li>•Universal design of climate neutrality, including energy and mobility poverty, taken up by at least 9 other cities</li> </ul> <p><b>EI#5: Innovative, inclusive local and/or regional governance models and institutional partnerships and frameworks (societal/economic)</b></p> <ul style="list-style-type: none"> <li>•Re-Value Portfolio taken up by at least 9 other cities, projects</li> </ul> <p><b>EI#6: Development of new co-creation and co-management methods and approaches (societal)</b></p> <ul style="list-style-type: none"> <li>•Re-Value participatory Impact Model and Innovation Cycles taken up by at least 9 other cities, projects</li> </ul> <p><b>EI#7: Interoperable, scalable and replicable digital innovative solutions across the Mission's cities (scientific / societal)</b></p> <ul style="list-style-type: none"> <li>•Re-Value's data-driven co-creation and Scenario-building taken up by at least 9 other cities, projects</li> </ul> <p><b>EI#8: Contribute to the availability of relevant data (scientific / societal)</b></p> <ul style="list-style-type: none"> <li>•Re-Value's data-driven co-creation and Scenario-building integrated in NetZeroCities Portal knowledge repository</li> </ul> <p><b>EI#9: Increased synergies and complementarities with EU policies, programmes and initiatives linked to cities (societal)</b></p> <ul style="list-style-type: none"> <li>•Re-Value participatory, multi-modal, systemic Impact Model, Innovation Cycles, Portfolio, Community of Practice, Exploitable Results, Policy Briefs incorporated in at least 17 EU policies, programmes and initiatives linked to cities</li> </ul>

After an initial presentation and clarification of expectations during the project kick-off in Bruges in January 2023, the M&E list of KPIs from the Description of Action went through a first update during a co-creation exercise with all Re-Value partners to better understand and refine the KPIs in practice, based on the partners' experiences of the first half year of the project. This took the form of an online interactive workshop held on July 5th, 2023. All partners were given the opportunity to provide their feedback on the KPI sheet, the KPI definitions, main roles and responsibilities, means of verification, frequency of measurements, relevant deliverables, and task connections. Following this, a Miro Board exercise was organised where partners filled the board with how they will work in their role and responsibility to achieve this impact (summary of actions and methods). The results of the workshop are integrated into the KPI detailed definitions.

At the same time, the project partners identified actions they would take in the first year to achieve the expected results, outcomes and impacts. The most relevant of these are reported in D7.2 Re-Value M&E Report 1. The online workshop was followed by e-mail consultations where all partners who were not able to attend provided their input. Additionally, in Autumn 2023, a series of City Dialogues took place, where certain aspects of the KPIs were addressed, in particular the cities' pathways to achieve the Fit for 55 KPI.

Further refinements of the KPIs and overall Framework were made during multiple interactions with the main contributors to WP7, namely VITO, NTNU and ICLEI, as well as after consultation with all partners during the Consortium Meeting in Ålesund (19-21 March 2024). An overview of all the linkages between project Results, CDE measures and activities, Outcomes and Impacts was developed with input from the core contributors of WP7 and responsible partners for the KPIs, and is presented as a diagram in Figure 2. The depicted linkages help identify Impact Pathways, that is, the ways project Results are transformed into Outcomes or Impacts through specific activities. An example of such Impact Pathways is given in Figure 3 in more detail.

# RE-VALUE

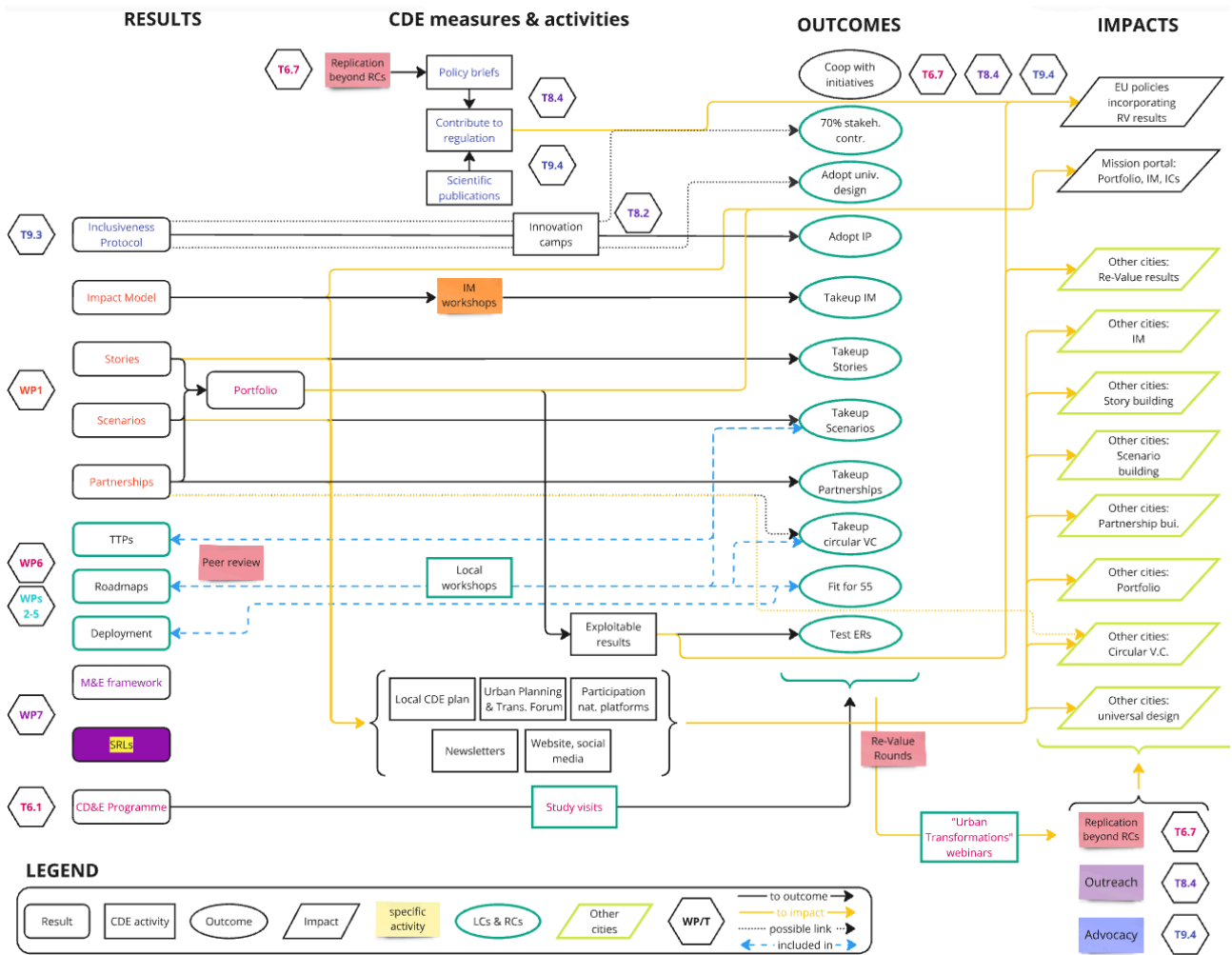


Figure 2: Diagram representing the linkages between project Results, (CDE) activities, and Outcomes and Impacts. These linkages highlight the Impact Pathways.

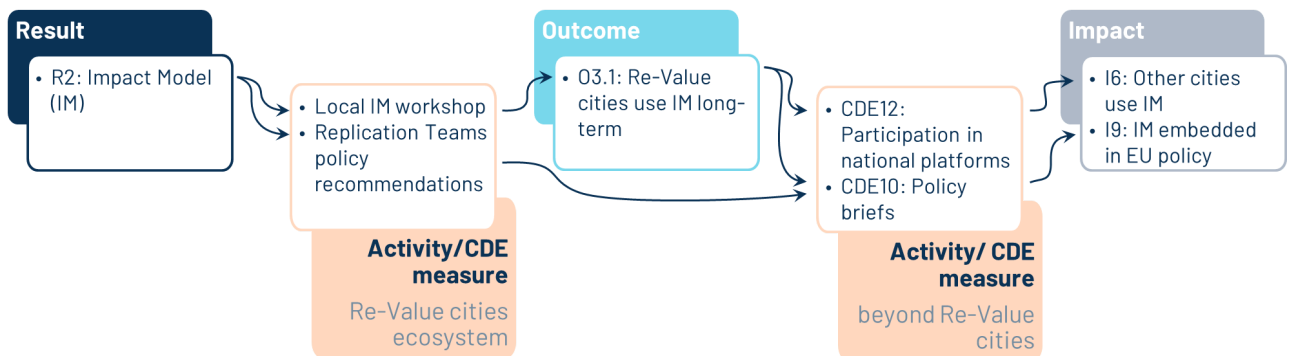


Figure 3: Example of Impact Pathways, linking a project Result with Outcomes and Impacts through specific activities.

## 2.2. Detailed Project Key Performance Indicators

### 2.2.1. Results

The Results are immediate short-term outputs of the project, and are defined according to the Horizon Europe Programme<sup>3</sup> as:

*“What is generated during the project implementation. This may include, for example, know-how, innovative solutions, algorithms, proof of feasibility, new business models, policy recommendations, guidelines, prototypes, demonstrators, databases and datasets, trained researchers, new infrastructures, networks, etc. Most project results (inventions, scientific works, etc.) are ‘Intellectual Property’, which may, if appropriate, be protected by formal ‘Intellectual Property Rights.’”*

All expected Results are the starting point for the pathways to creating impact, and are thus linked to multiple Outcomes and expected Impacts. Further, they are directly linked to specific project Objectives, as described in the following per case.

Results are in many cases described in respective project Deliverables and other material. These are published on the project website.<sup>4</sup>

#### R1: Inclusiveness Protocol

**Target:** 1 Inclusiveness Protocol (4 versions)

##### Description:

The Re-Value Inclusiveness & Diversity Protocol<sup>5</sup> has been co-created with the project cities and transversal partners to ensure inclusiveness and diversity are embedded throughout all project activities and towards all target groups. The Protocol draws on Re-Value’s ambition to enhance Societal Readiness<sup>6</sup>, integrating input from the NEB Compass<sup>7</sup> and leveraging partners’ experiences.

By the end of the project, it will encompass qualified frameworks for stakeholder engagement informed by Re-Value’s experimentation, guidance on Open Data management, universal design principles, and inclusive, collaborative governance for climate-neutral cities. Additionally, it will provide practical tools, including checklists and indicators for partnerships and project activities, assessments of inclusivity risks, and strategies for mitigation.

##### Means of verification:

The Protocol is part of the Inclusiveness and Diversity Management Plan, and is described in Deliverable 9.2. D9.5 showcases stories and examples from each Re-Value city on how they work with inclusiveness and diversity. Our progress in implementing the Protocol will be reported in the deliverables D9.9 and D9.12 of

---

<sup>3</sup> [https://ec.europa.eu/info/funding-tenders/opportunities/docs/2021-2027/horizon/temp-form/af/af\\_he-ria-ia\\_en.pdf](https://ec.europa.eu/info/funding-tenders/opportunities/docs/2021-2027/horizon/temp-form/af/af_he-ria-ia_en.pdf)

<sup>4</sup> <https://re-value-cities.eu/>

<sup>5</sup> See Deliverable 1.2: <https://re-value-cities.eu/documents/re-value-innovation-cycles-experience-based-report-1>

<sup>6</sup> Societal Readiness Thinking Tool <https://www.thinkingtool.eu/>

<sup>7</sup> NEB Compass, detailed explanation of the three values of NEB: Sustainable, Together, and Beautiful [https://new-european-bauhaus.europa.eu/get-involved/use-compass\\_en](https://new-european-bauhaus.europa.eu/get-involved/use-compass_en)

WP9. The progress of creating and publishing the deliverables will be tracked via the internal Masterlist Deliverable tracker.

### **Contribution to project Outcomes/Impacts:**

The Inclusiveness Protocol is a result of the seventh project objective, namely to ‘Optimally manage and anchor the project’. It will be integrated in all activities of the project, while it is more specifically linked to the following (sub-) Outcomes and Impacts: O3.2, O5.1, I1.1, I3, I4.

**Responsible partner:** NTNU

**Contributing partners:** All partners

## **R2: Impact Model addressing six systemic challenges**

**Target:** 1 Impact Model (3 versions)

### **Description:**

The Impact Model will be based on the NEB Impact Model<sup>8</sup> of the CrAft CSA project. In 2024, it is being tested in each Re-Value city, through gamified Impact Model workshops<sup>9</sup> with local stakeholders. The workshops help the city and local stakeholders to identify qualities in the Waterfront Pilots, and explore potential co-benefits and conflicts. Based on the workshops, we co-create pathways for the improvement of the Waterfront Pilot, for inclusion in the cities’ Roadmaps. The outcomes of the workshops will also be combined with desktop research to document current knowledge of the potential co-benefits, in support of the cities’ Roadmaps.

### **Means of verification:**

The Impact Model and its potential applications in Re-Value was originally defined in deliverable D1.1. In D1.3, we describe the first series of 6 Impact Model workshops in the 4 Lead Cities as well as Rijeka and Constanța. The other Replication Cities will have their workshops in Autumn 2024. The results will be published in D1.5 of WP1. The progress of the deliverables can be tracked via the internal Masterlist Deliverable tracker.

### **Contribution to project Outcomes/Impacts:**

The Impact Model is a result of the first project Objective, namely to ‘Test and adapt a multi-modal impact model for value-based urban design and planning’. It is integrated in the various activities performed in the cities. It will inform the experiences and learnings from the participatory Stories, Scenarios, Investments and Partnerships created with the cities, and will contribute to fine-tuning the cities’ Roadmaps and strategies to update long-term territorial transformation plans (see [R5](#)). More specifically, the Impact Model is linked to the following (sub-) Outcomes and Impacts: O3.1, O4.1 (through CDE13), I1.1, I1.2, I6, I9.

**Responsible partner:** NTNU

**Contributing partners:** WP1 partners (including LCs & RCs, cross-cutting replication teams)

## **R3: Innovation Cycles co-generating and co-qualifying Stories, Scenarios and Investment- and Partnership-building strategies**

**Target:** 3 Innovation Cycles, 27 Stories (3/city), 23 Scenarios (2/LC, 3/RC) and 18 Investment- and Partnership-building concepts (2/city)

<sup>8</sup> D1.1 CrAft NEB Impact Model updated, 14.07.2023.

<https://craft-cities.eu/wp-content/uploads/2023/07/D1.1-CrAft-NEB-Impact-Model-updated.pdf>

<sup>9</sup> For summaries of the first workshops, see D1.3 Re-Value Impact Model (intermediate version)

<https://re-value-cities.eu/publications>



## Description:

The three Innovation Cycles run across the Re-Value cities and inform the fine-tuning and implementation of the Impact Model. They enable the cities to document and capture different values in urban complexity, and to synthesise them into a holistic approach towards climate neutrality:

1. Aligning climate neutrality and urban quality, participatory story-building to identify co-benefits
2. Co-creating data-driven transition scenarios, empowering cities to use better data / data better
3. De-risking investments, through value-based financing and partnerships

The Story-building cycle will organise story-building activities, using art and culture to empower and coach the cities, partners and stakeholders to feel ownership of the journey to climate neutrality and to create shared language and understanding. Through this Innovation Cycle, each city will develop three narratives (for a total of 27 Stories): one from the Short-Term Artistic Mission (a total of nine stories), one from rethinking the business as usual under new perspectives and formats (nine stories), and one envisioning the future of their waterfront as dispositive of change (nine stories).

Based on these Stories, the data-driven Scenario-building cycle will organise workshops and coaching sessions with Re-Value city planners and other urban development stakeholders, adapted to the capacity and competency levels of each Re-Value city, to co-create 23 Scenarios (two per LC and 3 per RC), where cities can integrate data-driven solutions into their urban planning process.

The Investment and Partnership building cycle will discuss with the cities what is required to create partnerships that truly support the ambitions of their Waterfront Pilots. This Innovation Cycle will build on the Stories and Scenarios to identify 18 Partnerships that can support the cities' Waterfront Pilots by sharing knowledge, bridging political silos, raising awareness and understanding amongst stakeholders, as well as assessing and building capacities for a better understanding of the funding and financing environment and opportunities. The aim is to create a local working group with key sectoral representatives. As part of Innovation Cycle 3, an expert group will be created to support each individual city in their efforts to clearly define project measures and scope, ensuring that they are both viable and aligned with long-term urban development goals. For each defined project, tailored partnerships and financing pathways can then be explored in close collaboration with cities and their expert groups.

## Means of verification:

The work performed by the Innovation Cycles and the results produced are described in the deliverables D1.2, D1.4, and D1.6 of WP1. The progress of the deliverables can be tracked via the internal Masterlist Deliverable tracker.

## Contribution to project Outcomes/Impacts:

The Innovation Cycles and resulting Stories, Scenarios and Investments and Partnerships are results of the first project objective, namely to 'Build a multi-modal impact model for value-based urban design and planning'. They are integrated in the various activities performed in the cities, supporting them in the development of their Roadmaps and strategies for updating long-term territorial transformation plans (see [R5](#)), and feeding into the refinement of the Impact Model. More specifically, the Innovation Cycles feed into the following (sub-) Outcomes and Impacts: R4 (Portfolio), O2.1, O4.1 (through CDE13), O4.2, O5.2, I1.1, I1.2, I2, I3, I6, I7, I8, I9.

**Responsible partner:** Innovation Cycle 1: NTNU, Innovation Cycle 2: ECOTEN, Innovation Cycle 3: GIB

**Contributing partners:** WP1 partners (including LCs & RCs, cross-cutting replication teams)

## **R4: Re-Value Portfolio of Urban Design and Planning Approaches**

**Target:** 1 Portfolio (2 versions) with 48 approaches

### **Description:**

The Re-Value Urban Planning and Design Approaches Portfolio (Re-Value Portfolio) is a diverse collection of at least 48 best and emergent practices, governance models, methods, and tools that the nine Re-Value cities (and other featured cities) use or will use to accelerate their transition to climate neutrality in beautiful, inclusive and irresistible ways. The Re-Value Portfolio articulates a “Re-Value Planning Approach” through six principles: Visionary, Integrated, Data-Driven and Knowledge-Based, People-Centred and Collaborative, Regenerative and Circular, and Irresistible. The Re-Value cities are experimenting with urban transformation processes in a variety of ways at a variety of scales, and the results or lessons will be disseminated as a final Portfolio to inspire replication in other cities or projects.

### **Means of verification:**

The Re-Value Portfolio is presented as deliverables D6.3 (initial version) and D6.10 (final version) of WP6. The progress of the deliverables can be tracked via the internal Masterlist Deliverable tracker. The approaches are summarised within these reports.

### **Contribution to project Outcomes/Impacts:**

The Re-Value Portfolio captures relevant, replicable results from across the project and is a result of the sixth project objective, namely aiming for ‘Communication, dissemination and exploitation of Re-Value activities within and across cities, to contribute to the delivery of the EU Cities Mission’. It is one of the main dissemination products to make the Re-Value principles and approach more accessible to other cities and initiatives outside the project. More specifically, the Portfolio is linked to the following (sub-) Outcomes and Impacts: O4.1 (through CDE13), I1.1, I1.2, I5, I9.

**Responsible partner:** ICLEI

**Contributing partners:** WP6 partners (including LCs (WP2-5) & RCs), WP1 partners

## **R5: Detailed Roadmaps for Waterfront Pilots & update of Long-term Territorial Transformation Plans**

**Target:** 9 Detailed Roadmaps, 9 strategies to update long-term territorial transformation plans

### **Description:**

In each Re-Value Leading City (LC) and Replication City (RC), the municipality, local partners, associates and stakeholders will jointly implement the Impact Model, identify prioritised urban design and planning approaches, and produce Detailed Roadmaps for their Waterfront Pilots. The Detailed Roadmaps will be informed by the Stories, Scenarios and Investments and Partnerships identified through the Innovation Cycles. For the LCs, the Detailed Roadmaps, and subsequent Full-Scale Deployment in their Waterfront Pilots, will be used to update their long-term Territorial Transformation Plans (TTPs). As TTPs we refer to a collection of plans/strategies that are relevant for reaching climate neutrality in the city or municipality. Each Re-Value city will describe in a report how they intend to update those plans to achieve climate neutrality and reach GHG emissions reduction targets for 2030 of at least 55% compared to 1990 levels (Fit for 55). The RCs will deliver Detailed Roadmaps for their Waterfront Pilots and develop a strategy to update their long-term TTPs to accelerate their journeys to climate neutrality by latest 2050.

### **Means of verification:**

The Detailed Roadmaps and reports on updating TTPs of each city are dedicated deliverables spread over the different relevant WPs, namely D2.1, D3.1, D4.1, D5.1, D6.4-D6.8 (Roadmaps) and D2.3, D3.3, D4.3, D5.3 and D6.11-D6.15 (TTPs). The progress of the deliverables can be tracked via the internal Masterlist Deliverable tracker.

**Contribution to project Outcomes/Impacts:**

The Detailed Roadmaps and updates for the TTPs are expected results of the second and third project objectives, namely aiming to ‘Deliver successful full-scale deployment in the waterfront districts of four LCs, and correspondingly update their long-term Territorial Transformation Plans towards climate neutrality by 2030’, and to ‘Deliver Detailed Roadmaps with Investment and Partnership strategies for the Waterfront Pilots of 5 Replication Cities, and correspondingly update and accelerate their long-term Territorial Transformation Plans towards climate neutrality’ respectively. The Detailed Roadmaps and updates for the TTPs do not directly correspond to specific Outcomes or Impacts of the project, however, as they integrate all learnings of the cities through the Re-Value activities, they are linked to all Outcomes related to the Re-Value cities. Furthermore, through communication and dissemination activities, learnings from the Waterfront Pilots can be transmitted to other cities and initiatives, contributing to the various project impacts.

**Responsible partner:** LCs & RCs

**Contributing partners:** All partners

## **R6: Full-Scale Deployment in Leading Cities’ Waterfront Pilots**

**Target:** 4 Full-Scale Deployment reports

**Description:**

The LCs will deploy the Detailed Roadmaps for their Waterfront Pilots in full-scale, and demonstrate how integrated urban planning and design can be optimally deployed to achieve climate neutrality and significantly reduce GHG emissions by 2030. The experiences gained from this process will be translated into learnings that will feed into the development of a strategy for updating long-term TTPs for climate neutrality of the entire city.

**Means of verification:**

The Full-Scale Deployment of each LC is a dedicated deliverable spread over the different relevant WPs, namely D2.2, D3.2, D4.2, D5.2. The progress of the deliverables can be tracked via the internal Masterlist Deliverable tracker.

**Contribution to project Outcomes/Impacts:**

The Full-Scale Deployment for the LCs is an expected result of the second project objective, namely aiming to ‘Deliver successful full-scale deployment in the waterfront districts of four Leading Cities, and correspondingly update their long-term Territorial Transformation Plans towards climate neutrality by 2030’. The Full-Scale Deployment does not directly correspond to specific Outcomes or Impacts of the project, however, as it summarises the cities’ learnings, it is linked to all Outcomes related to the Re-Value cities. Furthermore, through communication and dissemination activities, learnings from the Waterfront Pilots will be transmitted to other cities and initiatives, and will be used to draw recommendations for policy, contributing to the various project Impacts.

**Responsible partner:** LCs

**Contributing partners:** All partners

## **R7: Co-created Capacity Building and Exchange Programme**

**Target:** 1 Capacity Building and Exchange Programme

### **Description:**

Re-Value will convene a diverse Community of Practice (CoP) that emphasises peer-to-peer learning, systems understanding, and movement building (WP6). It will include a Capacity Development and Exchange Programme (CD&E Programme) for learning and exchange between the Re-Value cities, and connect with the Mission Platform of the Cities Mission. The programme uses a variety of formats, including structured dialogues, curated Study Visits with reflection sessions, collaborative work towards contextualised applied learning, and topical learning modules from consortium experts and the Mission Platform designed to build capacities and capabilities to implement complex climate-neutral planning projects. The Re-Value CD&E Programme will be evaluated using a strategic learning approach, so that it can be iterated and updated on a yearly basis to ensure that the modules and elements are meeting the programme's objectives and participants' needs, and aligns with parallel capacity building programmes that evolve through the NetZeroCities.

### **Means of verification:**

The Re-Value CD&E Programme, which is updated yearly as a co-development process with the Community of Practice, is described in the deliverables D6.1, D6.2 and D6.9 of WP6. The progress of the deliverables can be tracked via the internal Masterlist Deliverable tracker.

### **Contribution to project Outcomes/Impacts:**

The Capacity Building and Exchange Programme is an expected result of the fourth project objective, namely aiming to 'Consolidate a Community of Practice between the Leading and Replication Cities, and with the Cities Mission and Mission Platform, to build long-term capacity'. The Programme is not directly linked to specific Outcomes or Impacts of the project, but it contributes to learning and sharing between the cities and project partners, which informs the Re-Value Portfolio ([R4](#)) and creates impact in all related Outcomes of the project, as well as learnings for further impacts outside and beyond the project.

**Responsible partner:** ICLEI

**Contributing partners:** LCs & RCs, all partners

## **R8: Peer-to-Peer Collaboration Space and capacity building support**

**Target:** 1 Collaboration space, 100 cities reached

### **Description:**

Re-Value will create its own Re-Value-focused Peer-to-Peer Collaboration Space on the NetZeroCities Mission Portal to give Re-Value cities the opportunity to connect and engage with more than 100 Mission Cities participating in the Mission, as well as its capacity building programme and sister projects. Joining the NetZeroCities Mission Portal provides Re-Value cities with exclusive access to the Cities Mission Peer-to-Peer Collaboration Space, designed and developed to support Mission Cities selected by the Cities Mission.

### **Means of verification:**

A Peer-to-Peer Collaboration Space in the form of a Re-Value Cities Group will be created on the Mission Portal by NetZeroCities. The number of participants in the Portal, with which Re-Value cities can interact, will be furthermore tracked in the M&E KPI tracker.

### **Contribution to project Outcomes/Impacts:**

The creation of Peer-to-Peer Collaboration Spaces is contributing to the fourth project objective, namely aiming to ‘Consolidate a Community of Practice between the Leading and Replication Cities, and with the Cities Mission and Mission Platform, to build long-term capacity’.

**Responsible partner:** ICLEI

**Contributing partners:** All partners

## **R9: Re-Value Monitoring and Evaluation Framework and dialogues with NetZeroCities**

**Target:** 4 versions of the M&E Framework, 4 open-access M&E Reports and 3 reports of the Dialogues with NetZeroCities

### **Description:**

Documenting and evaluating impact is a crucial part of the project. It allows continuously improving the activities of the project in relation to the different Waterfront Pilots, but it also makes sure important lessons are shared with the broader community. Re-Value has developed a Monitoring and Evaluation (M&E) Framework for climate neutrality, urban co-benefits and negative externalities, as described in D7.1. The M&E Framework uses elements of the Re-Value Impact Model (WP1, D1.1) and coordinates, where relevant, with the NetZeroCities Monitoring, Evaluation and Learning Framework. The M&E Framework is applied to monitor, evaluate and learn from the tangible results of the Re-Value project within and across the cities, and documents the benefits the project creates by, for and with the different stakeholders within and beyond the Re-Value cities ecosystem. These learnings are captured in periodic public M&E Reports.

### **Means of verification:**

The M&E Framework, M&E Reporting and the Dialogues with NetZeroCities are dedicated deliverable document series of WP7, namely D7.1, D7.3, D7.6, D7.9 (M&E Framework), D7.2, D7.5, D7.8, D7.10 (M&E Reporting), and D7.4, D7.7 and D7.11 (Dialogues). The progress of the deliverables can be tracked via the internal Masterlist Deliverable tracker.

### **Contribution to project Outcomes/Impacts:**

The M&E Framework is an expected result of the fifth project objective, namely aiming to ‘Monitor and document the impacts of the project and capture the added value created for different stakeholders, within and across the cities’. The M&E Framework is not directly linked to specific Outcomes or Impacts of the project, but it contributes to all of them through the continuous feedback to all project activities based on strategic learning that will happen through monitoring and evaluation of the project KPIs.

**Responsible partner:** VITO

**Contributing partners:** NTNU, ICLEI, ECOTEN, GIB, all partners

## **R10: Improvement of Societal Readiness Levels**

**Target:** 29 initiatives to SRL 9, 3 to SRL 8, 2 to SRL 7, 3 to SRL 6 and 1 new action to SRL 4

### **Description:**

Re-Value builds its work with Societal Readiness on the NewHoRRizon project’s Societal Readiness Thinking Tool<sup>10</sup>, in close alignment with the project’s Protocol for Inclusiveness and Diversity. Using these tools, we aim for Re-Value’s pathways to impact (economic, social, technical, governance) in the cities, work packages and project structures, to be:

---

<sup>10</sup> <https://newhorizon.eu/thinking-tool/>

Reflective of stakeholder needs and priorities:

- Guided by the needs, values, and expectations of various social groups, considering factors such as gender, age, socio-economic status, geography, and vulnerability
- Comprehensively grasp different viewpoints and interests

Inclusive:

- Foster inclusive partnerships among various stakeholders for driving change
- Embrace inclusivity and transparency throughout the processes and outcomes

Anticipatory and responsive:

- Proactively identify, mitigate, and prevent negative impacts
- Foster positive social, environmental, and economic outcomes

Originally we aimed to use the Societal Readiness Levels proposed by Innovation Fund Denmark<sup>11</sup> to track our progress:

1. Identifying problem and identifying societal readiness
2. Formulation of problem, proposed solution(s) and potential impact, expected societal readiness; identifying relevant stakeholders for the project.
3. Initial testing of proposed solution(s) together with relevant stakeholders
4. Problem validated through pilot testing in relevant environment to substantiate proposed impact and societal readiness
5. Proposed solution(s) validated, now by relevant stakeholders in the area
6. Solution(s) demonstrated in relevant environment and in co-operation with relevant stakeholders to gain initial feedback on potential impact
7. Refinement of project and/or solution and, if needed, retesting in relevant environment with relevant stakeholders
8. Proposed solution(s) as well as a plan for societal adaptation complete and qualified
9. Actual project solution(s) proven in relevant environment

The ambition is to meet Re-Value cities where they are; therefore the target reach for all is not SRL 9, but is adjusted to the current readiness of various Re-Value cities as well as their capacity and competency to achieve progress in their Roadmaps, Waterfront Pilots and Long-Term Territorial Transformation Plans. Specific advances in Societal Readiness Levels are described in the project's Description of Action.

Furthermore, we see that these steps, transformed from the original Technology Readiness Levels, do not necessarily align with the definition of Societal Readiness presented by the NewHoRRizon project nor with the on-the-ground experience of the Re-Value cities and transversal partners. We are therefore testing alternative ways to describe our progress, and will present this in the next deliverables.

### Means of verification:

Progress will be identified and described in outputs such as the Deliverable series of T9.3 Inclusiveness and Diversity Management and the Deliverable series of T8.3 Re-Value Stories (D8.6: Re-Value Exploitable Results 1, and following ones), supported by other WP1 (Impact Model and 3 Innovation Cycles), WP6 (Portfolio of Value-Based Urban Design and Planning Approaches), and WP9 (e.g. T9.3 Inclusiveness and diversity management) tasks, for example by:

- Regular city dialogues & coaching (continuation of city dialogues in Year 1, and coaching sessions in Year 2)

---

<sup>11</sup> [https://innovationsfonden.dk/sites/default/files/2019-03/societal\\_readiness\\_levels\\_-\\_srl.pdf](https://innovationsfonden.dk/sites/default/files/2019-03/societal_readiness_levels_-_srl.pdf)

- Regular cross-cutting replication team meetings
- Review of and feedback to project activities and reports
- Low-threshold feedback from participants in Re-Value workshops and events

## Contribution to project Outcomes/Impacts:

This result is linked to the fifth project objective, namely aiming to ‘Monitor and document the impacts of the project and capture the added value created for different stakeholders, within and across the cities’.

**Responsible partner:** NTNU

**Contributing partners:** All partners

## 2.2.2. Communication, Dissemination and Exploitation measures

Re-Value is designed to reach maximum impact locally and support the wider European efforts towards climate-neutral and smart cities from beginning to end. Its Communication, Dissemination and Exploitation (CDE) Plan, as described in deliverable D8.1<sup>12</sup>, therefore includes CDE measures that are intended to support and amplify the impact that is created along the different Impact Pathways, by providing qualified documentation to national and European authorities, programmes and communities. As such, all CDE measures presented below are linked to multiple expected Outcomes and Impacts. They are further also related to the sixth project objective, related to “Communication, dissemination and exploitation of Re-Value activities within and across cities, to contribute to the delivery of the EU Cities Mission”.

### CDE Tracker

For the specific indicators on Communication, Dissemination and Exploitation, a CDE Tracker has been set-up and shared with partners. This tracking tool provides a quantitative overview of various activities’ progress (and their associated numerical KPI), supporting the more qualitative analysis done through project meetings, evaluation updates of the CDE Plan, Periodic Reporting, and reporting through the Participant Portal. It also serves to ensure the supporting partners can make the lead partner on each KPI aware of progress (for example, local workshops are implemented by the cities, but overseen by ICLEI).

### CDE1: Local workshops

**Target:** 216 local workshops (24/city) over 4 years, 6480 Stakeholders

#### Description:

Re-Value will organise workshops in the cities to further the development of the Waterfront Pilots. These local workshops include local stakeholder engagement activities, such as meetings, workshops, event booths/tables, interviews, focus groups, etc., hosted by the local project team that enable a two-way dialogue. Aim of these workshops is to inform stakeholders about the project and its approach on the one hand, and on the other hand to collect input and feedback, and to facilitate collaboration about planned interventions/innovations in the local Re-Value Waterfront Pilot. Note that these local workshops do not include activities associated with the Innovation Camps (CDE9), artistic missions from Re-Value partners (R3), or Study Visits associated with the Re-Value Capacity Development and Exchange Programme (R7).

#### Means of verification:

---

<sup>12</sup> D8.1: Re-Value Communication, Dissemination and Exploitation Plan 1:  
<https://re-value-cities.eu/documents/communications-dissemination-and-exploitation-plan>

The collection of workshops and the number of participants are tracked by the cities in the CDE tracker and reported through the Participant Portal.

**Responsible partner:** ICLEI

**Contributing partners:** LCs & RCs

## **CDE2: Travel Punch Card for Re-Value cities to visit each other**

**Target:** 84 (6\*4+12\*5) person-visits

### **Description:**

The Re-Value CD&E Programme (R7) highly values in-person interaction. As such, Re-Value Cities have financial resources (allocated via each city's "Travel Punch Card"), to travel to and participate in Study Visits to support this cross-cutting approach. Three representatives from each Replication City have an allocated budget to travel to larger capacity development events in each of the four Leading Cities: Ålesund, Bruges, Burgas and Rimini. Conversely, two members from each Leading City have a budget allocated to join three capacity development events in any of the five Replication Cities: Cascais, Constanța, İzmir, Písek, or Rijeka. However, the Travel Punch Card funds are flexible and can be used to participate in as many Study Visits as feasible, depending on shared interests and challenges between cities.

### **Means of verification:**

The participation of each city to each Study Visit will be tracked.

**Responsible partner:** ICLEI

**Contributing partners:** LCs & RCs

## **CDE3: Re-Value website and social media**

**Target:** 1 Re-Value website, Re-Value presence on social media

### **Description:**

ICLEI will deliver and regularly update a Re-Value project website (<https://re-value-cities.eu/>) and social media channels to reach out broadly to stakeholders.

### **Means of verification:**

Deliverable D8.1 and following updates (D8.4 and D8.8) describe the status of these measures. Progress will also be reported directly in the Participant Portal.

**Responsible partner:** ICLEI

**Contributing partners:** LCs & RCs, all partners

## **CDE4: Newsletters**

**Target:** 8 published newsletters

### **Description:**

ICLEI will dedicate two issues per year of its long-established Informed Cities newsletter to Re-Value topics. This will increase the reach and awareness of the Re-Value activities and results.

### **Means of verification:**



The newsletters are emailed to a subscription list (currently 1,500 subscribers) and are publicly available on the Re-Value Cities website. They will be reported using the CDE tracker in the Participant Portal.

**Responsible partner:** ICLEI

**Contributing partners:** LCs & RCs, all partners

## **CDE5: Scientific open access publications**

**Target:** 9 open access scientific publications

### **Description:**

Re-Value has a strong commitment to open innovation, co-creation, citizen science and knowledge-sharing with local, national and European societal stakeholders, citizens and other residents, communities, cities, the wider public, industry, and the scientific community. The partners will publish open-access scientific papers to maximise knowledge sharing, through scientific channels under an Open Science and Citizen Science approach.

### **Means of verification:**

Scientific publications produced by Re-Value will be tracked in an internal publications tracker and linked on the website.

**Responsible partner:** NTNU

**Contributing partners:** All knowledge partners

## **CDE6: Re-Value CDE Plan & Local Communication Plans**

**Target:** 1 project CDE Plan, 9 local Communication Plans

### **Description:**

Next to the project's CDE Plan, all Re-Value cities will develop local communication plans and activities to maximise outreach to and engagement of the general public, targeted stakeholder groups such as businesses, NGOs, CSOs, local planning professionals, as well as media (also beyond the local level).

### **Means of verification:**

The project CDE Plan is presented in D8.1 and following updates (D8.4 and D8.8), while the respective Local Communication Plans for each Re-Value City are described in D8.2 and D8.4. The progress of the deliverables can be tracked via the internal Masterlist Deliverable tracker.

**Responsible partner:** ICLEI

**Contributing partners:** LCs & RCs

## **CDE7: Local-language "Urban Transformations" webinars**

**Target:** At least 9 webinars (up to 3 per Re-Value City)

### **Description:**

To support emergent National Platforms, Cities Mission Mirror Groups, and other national-level networks supporting the Cities Mission, ICLEI will support Re-Value Cities to host a local-language "Urban Transformations" webinar series (up to 3 webinars per Re-Value country). The webinars will target cities, national ministries and agencies within the same legal and policy frameworks to highlight issues and changes needed at the national level to support local implementation.

**Means of verification:**

The local-language “Urban Transformations” webinars will be recorded and reported through the CDE tracker, and are furthermore expected to be publicly available. Progress will also be reported in the Participant Portal.

**Responsible partner:** ICLEI

**Contributing partners:** LCs & RCs

**CDE8: Urban Planning and Transitions Forum**

**Target:** 1 Urban Planning and Transitions Forum with 150 participants

**Description:**

A major effort of Re-Value’s CDE activities will lie in the co-organisation of the Re-Value Urban Planning and Transition(s) Forum, a three-day conference targeting all Re-Value and sister projects’ cities, National Platform Conveyors, as well as EU Mission staff. The aim is to focus not on Re-Value, nor the sister projects, but the shared results and the questions found to support climate neutral urban planning and design. This will give the projects and cities an opportunity to improve their internal experiments.

**Means of verification:**

The Urban Planning and Transitions Forum is planned before M40 as part of T8.4. Reporting on this event, including the number of participants, will be part of periodic reporting, but will also be publicly available, as the event itself.

**Responsible partner:** ICLEI

**Contributing partners:** NTNU, LCs & RCs, all partners

**CDE9: Upskilling/capacity building with the youth through Innovation Camps**

**Target:** 1400 youth, 9 countries, 28 Innovation camps (3 per city, 1 European)

**Description:**

In each Re-Value city, Junior Achievement will collaborate with local stakeholders, including youth through Innovation Camps, to identify concrete opportunities for enhancing the local environment with higher quality and lower GHG emissions. Re-Value will activate local ecosystems to create a bridge between education and practice, fostering co-creation among the next generation of citizens and professionals, particularly targeting pupils and adolescents. The Innovation Camps will increase youth engagement in each city, and improve the knowledge and awareness of environmental challenges in local communities, in particular making youth more aware of the complexity of certain challenges in Waterfront Cities. Through a structured framework, interactive workshops, and hands-on activities, the Innovation Camps foster active learning and the exploration of new ideas. The main learning outcome for participants is increased creativity and problem-solving in the context of climate mitigation, providing an immersive learning experience that cultivates innovative thinking, and collaboration among participants.

The Innovation Camps are planned in three rounds in each city, from M3 (March 2024) until the end of the project, followed by one closing European event (T8.2). Innovation Caps are organised per year in line with the cities’ roadmaps to ensure the highest value of input to the Re-Value project. After each Innovation Camp, Junior Achievement local offices collect feedback using surveys and organising focus groups with participants, to better understand the outcome and contribution of the Innovation Camps to project objectives.

**Means of verification:**

Reporting on the Innovation Camps, including the number of participants, summaries of experiences and learnings, will be part of deliverables D8.3, D8.5 and D8.9. The progress of the deliverables can be tracked via the internal Masterlist Deliverable tracker.

**Responsible partner:** JAE

**Contributing partners:** LCs & RCs

**CDE10: Re-Value Policy Briefs**

**Target:** 9 policy briefs

**Description:**

To support uptake of project results, learnings and experiences within national and European policy programmes, Re-Value organises targeted advocacy activities, such as:

- policy-related workshops, documented and shared with policymakers
- structured responses to policy surveys
- written summaries of participation in policy-related conferences and events

An advocacy strategy based on the best practices of the Re-Value partners, will help the project to address policy and legal/regulatory bottlenecks and opportunities, and to systematically contribute to development of guidelines, policies and standards across sectors and at various levels of governance: regional, Member States and Associated Countries, and European Commission.

A preliminary list of relevant EU, national and local policy events and stakeholders is embedded in the Description of Action Sections 1.2.2 and 2.2.2. Cooperation with sister projects from the Cities Mission and New European Bauhaus, as well as their broader communities, is of particular importance for Re-Value to be heard. For this reason, the project joined the NEB Alliance, participates in the annual NetZeroCities event, and identifies other windows of opportunity to deliver our key learnings to decision makers at European and national levels.

Furthermore, the project joins forces with other European and national initiatives to compare and enlarge the experience base, and cooperates with EC's tools such as Dissemination & Exploitation Boosters, Horizon Research Booster, and Open Research Europe, to more effectively and efficiently reach national and European politicians, government agencies, and other decision makers.

**Means of verification:**

The Policy Briefs are part of T9.4 on strategic anchoring and advocacy. Reporting on these Policy Briefs will be part of deliverables D9.7 and 9.13 of the same task. The progress of the deliverables can be tracked via the internal Masterlist Deliverable tracker.

**Responsible partner:** NTNU

**Contributing partners:** ICLEI, all partners

**CDE11: Contribution to regulatory, policy and standardisation initiatives, on national and European level**

**Target:** 13 initiatives

**Description:**

To maximise impact, Re-Value will organise, as part of T9.4, advocacy processes to inform national and European standardisation and policy initiatives, including EU Member States and Associated Countries, European Commission and expert groups, Horizon Europe Work Programmes, Partnerships and Missions, and the NEB initiative. Re-Value will engage in dialogue with standardisation bodies such as CEN/CENELEC to transform Re-Value best practices into European standards. Collaborative dialogues with relevant European parliamentarians, in cooperation with the partners' European offices (NTNU, ICLEI), will contribute to driving the policy debate for re-valuing climate neutrality and urban quality through the creation of specific debates in the European Parliament and the Committee of Regions. In this way, Re-Value will systematically contribute to the development of guidelines, policies and standards across sectors and at various levels of governance (regional, Member States and Associated Countries, and European Commission). Furthermore, Policy Briefs ([CDE10](#)) will be developed to support uptake of Re-Value results within national and European policy programmes. As mentioned in CDE10, we engage in structured cooperation with sister projects from the Cities Mission and New European Bauhaus, as well as their broader communities, in order to create a bigger impact in terms of outreach.

### **Means of verification:**

The various activities related to strategic anchoring and advocacy towards policy initiatives are part of T9.4. Reporting on the relevant dialogues with and contributions to those initiatives will be part of deliverables D9.7 and 9.13 of the same task. The progress of the deliverables can be tracked via the internal Masterlist Deliverable tracker.

**Responsible partner:** NTNU & ICLEI

**Contributing partners:** All partners

### **CDE12: Participation in emergent national platforms**

**Target:** 9 national platforms

### **Description:**

During Re-Value's proposal phase, national-level platforms, networks, Mirror Groups and similar governing bodies were forming in real time in some EU Member States to respond to the 100 Climate Neutral and Smart Cities Mission. The state of play was not known at the time of Re-Value's submission, but the intended objective of T6.7 on EU replication beyond Replication Cities and connection with Cities Mission was to identify any relevant national-level groups supporting local authorities in the countries represented within Re-Value (i.e., Italy, Portugal, Czechia, Bulgaria, Romania, Norway, Türkiye and Belgium), and work to include Re-Value Cities in those networks—even if the cities were not selected as a Mission City. This task is intended to enable the Re-Value Replication and Leading Cities to collaborate with other cities in regional/national clusters to collectively address innovative practices that accelerate pathways to climate neutrality, so they can be mainstreamed and more-easily replicated within the relevant planning / cultural frameworks. If available in their country, ICLEI and other partners (including NetZeroCities and the Mission's National Network CSA "CapaCITIES" partners) will work to enable Re-Value Cities to participate in their emergent national platforms to address the relevant issues identified as part of the cities' systemic work towards the furthering of their Territorial Transformation Plans.

### **Means of verification:**

Participating in national platforms supporting the Cities Mission—where available—is part of T6.7 and T9.4. The results can be tracked via each city's Territorial Transformation Plan deliverables (D2.3, D3.3, D4.3, D5.3, and D6.11-D6.15), in deliverables related to T9.4 Strategic anchoring and advocacy towards, European/national platforms & policy initiatives (D9.7 and D9.13), and through the webinars hosted by each Re-Value City (Task 6.7).

**Responsible partner:** ICLEI

**Contributing partners:** NTNU, RCs and LCs, all partners

## CDE13: Exploitable Results

**Target:** 27 exploitable results

### Description:

Re-Value identified preliminary Exploitable Results (see table below). ICLEI and NTNU will work with partners and stakeholders in identifying innovative results with potential for individual commercial, non-profit or scientific exploitation, defined in comparison to the state of the art and exploration of needs emerging in the domain of climate-neutral cities. Each owner will be engaged in the assessment of potential exploitable results, articulation of a value proposition based on the needs and challenges of the intended target groups, and building of partnership and knowledge for financing amongst stakeholders, for discussion at local, national and European levels.

During hand-over, Re-Value will ensure the continued exploitation of project results towards and after full-scale deployment in the Replication and Leading Cities, supported through the active partnerships and co-creation between the municipalities and local real estate developers, harbour authorities, investors, academia and cultural organisations. Furthermore, exploitation of Re-Value results and any tools or guidelines will be secured by embedding them into the Mission Platform, to National Platform Conveyors, and bilateral capacity building (WP6).

These exploitable results, as well as the pathways that were created to achieve them, will be closely connected to the cities' and project's Societal Readiness (WP9) and the 360-degree perspective of the Impact Model (WP1)

**Table 2: Preliminary Exploitable Results, as identified in the Description of Action.**

	Exploitable Results		
<b>Policy Strategies</b>	Systemic changes in governance (Cities, NTNU, ICLEI)	Special-Purpose Vehicles for urban regeneration (SUAS, GIB)	Regulatory & Advocacy mechanisms (Cities, NTNU, ICLEI)
	Advocacy to reduce or eliminate energy & mobility poverty (Cities, NTNU, ICLEI)	Local Energy Communities, modal shift, urban routes, shore power (Cities, Universities and RTOs)	Climate City Contracts (Cities, NTNU, ICLEI)
<b>Tools</b>	UrbanSense Data platform, AugmentCity digital twin, VITO Urban Energy Pathfinder, Environmental Atlas, ECOTEN urban comfort model (VITO, AC, ECOTEN)	Re-Value Innovation Cycles on story-building, scenario-building and investment & partnership strategies (ECOTEN, TV, SP, GIB)	PaRo system of participatory budgeting (MP)
	Community of Practice, with Replication Teams (ICLEI)	Re-Value Impact Model (NTNU)	Renaturing Urban Plans, Urban Forests (RIM)
<b>Insight and guidance</b>	Position Papers, Advocacy (WP9) (NTNU)	Social Innovation Camp reports (WP8) (JAE)	Portfolio of Urban Planning and Design Approaches(WP6) (ICLEI)
	Replication recommendations (WP6) (ICLEI)	Detailed Roadmaps / Full-Scale Deployment Reports (WP6) (ICLEI)	Exploitation recommendations (WP8) (ICLEI)
<b>Societal</b>	Circular use & interweaving of spatial assets (NTNU, UNIBO,	Cultural Corridor, Cultural Harbour (AK, RIJ)	Innovation Camps for school children (JAE)

innovation	LNEG, IZTECH, UNG, IFLA, SU,)		
	Climate Alliance, United Future Lab (AK, SUAS, NTNU, AC)	Climate Festival, pop-up events in regeneration areas (TV, SP)	Travelling theatre, value-building cultural centre (TV, SP)

## Means of verification:

A summary of the Exploitable Results will be part of deliverables D8.6 and D8.10. The progress of the deliverables can be tracked via the internal Masterlist Deliverable tracker. Additional internal structures will be set up to develop and track them, together with Societal Readiness (WP9) and the Impact Model (WP1).

**Responsible partner:** NTNU

**Contributing partners:** TV, SP, ICLEI, all partners

## 2.2.3. Outcomes

The definition of Outcomes according to the Horizon Europe Programme<sup>13</sup> is:

*“The expected effects, over the medium term, of projects supported under a given topic. The results of a project should contribute to these outcomes, fostered in particular by the dissemination and exploitation measures. This may include the uptake, diffusion, deployment, and/or use of the project’s results by direct target groups. Outcomes generally occur during or shortly after the end of the project”.*

Re-Value will use its Results to generate the desired Outcomes for its main target groups within the Re-Value cities ecosystem and related initiatives, through its various project activities and CDE measures. Each of the following KPIs is linked to specific Outcomes of the project, as expected by projects answering to the topic of the EC Call. These are medium- to long-term KPIs.

### 01.1: Re-Value cities reach Fit for 55 objectives

**Target:** 4 Re-Value cities

#### Description:

Re-Value aims for its four Leading Cities (Ålesund, Bruges, Burgas, and Rimini) to demonstrate full-scale how integrated urban planning and design can be optimally deployed to achieve climate neutrality and significantly reduce GHG emissions by 2030. The Fit for 55 objectives require 55% reduction in GHG emissions on a city level by 2030 (compared to 1990 levels). As the Re-Value project only runs until the end of 2026, it will not be possible to achieve this target within the project’s lifetime. However, an assessment could be made of the progress towards this objective, or of the potential of adopted measures and policies. When possible, this will be done in a quantitative way, but also a qualitative analysis of the progress will be made, for instance tracking the acceleration of the implementation of Expressions of Interest or Sustainable Energy and Climate Action Plans (SECAPs). It is particularly important to evaluate how Re-Value supported this progress in all its cities through the pilot activities, the development of the Detailed Roadmaps and the further update of long-term TTPs of the cities.

#### Means of verification:

<sup>13</sup> [https://ec.europa.eu/info/funding-tenders/opportunities/docs/2021-2027/horizon/temp-form/af/af\\_he-ria-ia\\_en.pdf](https://ec.europa.eu/info/funding-tenders/opportunities/docs/2021-2027/horizon/temp-form/af/af_he-ria-ia_en.pdf)

Quantitative: Where available, pathways to emission reduction or emission figures for the pilots/cities will be gathered from, among others:

- Detailed Roadmaps prepared (LCs & RCs): D2.1, D3.1, D4.1, D5.1, D6.4-D6.8
- Strategy for updating Long-term TTPs (LCs & RCs): D2.3, D3.3, D4.3, D5.3 and D6.11-D6.15
- Full-scale deployment of Detailed Roadmaps (LCs): D2.2, D3.2, D4.2, D5.2
- SECAPs

A baseline will be established for comparison based on data available for the period prior to the start of the project. Since approaches may differ between the methodologies and scope of reporting emissions, appropriate clarifications, and where possible adaptations, will be made to provide a comparable overview of the results. When the first set of data is gathered, a more specific approach will be determined.

Qualitative: Additional to the quantitative tracking of emissions, a qualitative assessment of the pilot/city progress will be made, based on changes in commitments or steps made towards achieving the Fit for 55 objectives. The link with and contribution of Re-Value will be highlighted as much as possible.

### **Contribution to project Outcomes/Impacts:**

O#1 Contribution to the implementation of the Climate-Neutral and Smart Cities Mission, the Zero Pollution Action Plan, the Biodiversity Strategy, Fit for 55 Strategy, Circular Economy Action Plan, Urban Agenda for the EU, the New Leipzig Charter, the European partnership on Driving Urban Transitions for a sustainable future and the New European Bauhaus Initiative, in line with the European Green Deal ambition and objectives.

**Responsible partner:** VITO

**Contributing partners:** LCs & RCs, local partners, knowledge partners

## **01.2: Active cooperation with other Mission/NEB initiatives**

**Target:** 17 initiatives

### **Description:**

As defined in the seventh project objective to “Optimally manage and anchor the project”, Re-Value will strategically align with other relevant Mission/NEB initiatives, platforms and projects, to contribute to the implementation of European Programmes. In T6.7, through its Community of Practice (WP6), Re-Value will cooperate with NetZeroCities, the EU Cities Mission and the corresponding national platforms, to showcase Re-Value cities’ journeys and gain feedback for improvement. With T8.4, the project will contribute to the outreach, dissemination and communication activities organised by the Cities Mission, Mission Platform, sister projects in the Urban Design and Planning cluster of Mission-funded projects, and NEB communities. It will co-organise the Re-Value Urban Planning in Transition(s) Forum and host the Final Re-Value Conference with sister projects and the Mission, to share, qualify and gain feedback on preliminary results, as well as to share Re-Value achievements, and hand over key deliverables to national and European policy makers. Finally, in T9.4, the project will strategically cooperate with other relevant European initiatives, platforms and projects, to compare and enlarge the experience base, to contribute to development of guidelines, policies and standards, and to support the uptake of Re-Value results with policy briefs and follow-up meetings with relevant stakeholders.

Relevant initiatives for this KPI include EU Cities Mission and NEB communities, such as NetZeroCities, sister projects funded under the same topic HORIZON-MISS-2021-CIT-02-01, the Mission’s CrAFt CSA on local collaborative governance, NEB Lighthouse projects, and other projects of the project portfolio of Cities and other Missions (e.g. the Restore our Oceans and Waters Mission) and New European Bauhaus. Outside the above-identified initiatives, any other projects, programmes or initiatives working on a scope relevant to

Re-Value and/or are linked to a Mission or NEB could be added if cooperation with them is found to generate mutual benefit.

## **Means of verification:**

Cooperation with other initiatives is understood as having regular interaction with those initiatives in the following forms:

- Event, workshop, webinar, session co-development
- Knowledge exchange (consultancy, peer-to-peer exchange, meetings)
- Coordination of research and innovation, joint publications
- Participation of other initiatives in Re-Value Capacity Development and Exchange Programme
- Dissemination of Re-Value results in the channels of other initiatives
- Joint Policy Briefs and Events
- Contribution to joint documentation of impacts and co-benefits

A qualitative assessment of the cooperation will be based on data from the internal CDE Tracker, participant lists and relevant deliverables mainly connected to T6.7 EU replication beyond Replication Cities—Connection with Cities Mission, T8.4 Outreach with the EU Cities Mission, Mission Platform and New European Bauhaus, and T9.4 Strategic anchoring and advocacy towards European/national platforms & policy initiatives. In addition, the cooperation will be embedded in the deliverables related to Impact Pathways and Societal Readiness Levels mentioned above.

## **Contribution to project Outcomes/Impacts:**

O#1 Contribution to the implementation of the Climate-Neutral and Smart Cities Mission, the Zero Pollution Action Plan, the Biodiversity Strategy, Fit for 55 Strategy, Circular Economy Action Plan, Urban Agenda for the EU, the New Leipzig Charter, the European partnership on Driving Urban Transitions for a sustainable future (DUT) and the New European Bauhaus Initiative, in line with the European Green Deal ambition and objectives

**Responsible partner:** ICLEI & NTNU

**Contributing partners:** All partners

## **01.3: Re-Value Policy Briefs inform policies at EU/national level**

**Target:** 13 policies

### **Description:**

Re-Value will translate the on-the-ground experiences of the Waterfront Pilots into nine Policy Briefs and will disseminate those to national and European authorities, programmes and communities. The project partners will aim, through the work done in T9.4, to organise preparatory and follow-up meetings with key policymakers to increase the chance that the Policy Briefs meet their needs and expectations, and are useful contributions to policies-in-the-making.

This work will be supported by Re-Value's advocacy strategy based on best practices of Re-Value partners, to address policy and regulatory bottlenecks encountered in WP1-8. In addition, Re-Value will join forces with other European and national initiatives to compare and enlarge the experience base and develop more impactful policy recommendations.

By systematically contributing to the development of guidelines, policies and standards across sectors and at various levels of governance (regional, Member States and Associated Countries, and European Commission), Re-Value cities will have a direct voice, regardless of whether they have been selected as Mission Cities.



During the Final Re-Value Conference, in cooperation with sister projects and the Mission, we will showcase Re-Value achievements, and hand over key deliverables, including the portfolio of Policy Briefs, to national and European policy makers.

This KPI is directly linked to the respective CDE measures related to the writing of Policy Briefs ([CDE10](#)) and the contribution to European and national regulatory, policy and standardisation initiatives ([CDE11](#)).

**Means of verification:**

This KPI will be assessed through the analysis of the related KPIs on Policy Briefs ([CDE10](#)) and contribution to European and national regulatory, policy and standardisation initiatives ([CDE11](#)).

**Contribution to project Outcomes/Impacts:**

O#1 Contribution to the implementation of the Climate-Neutral and Smart Cities Mission, the Zero Pollution Action Plan, the Biodiversity Strategy, Fit for 55 Strategy, Circular Economy Action Plan, Urban Agenda for the EU, the New Leipzig Charter, the European partnership on Driving Urban Transitions for a sustainable future (DUT) and the New European Bauhaus Initiative, in line with the European Green Deal ambition and objectives.

**Responsible partner:** NTNU

**Contributing partners:** ICLEI, all partners

**02.1: LCs and RCs take up the participatory Re-Value Story building, Scenario building and Investment & Partnership building strategies**

**Target:** 9 Re-Value cities

**Description:**

Through the intense cooperation of the Re-Value cities in the Community of Practice, and with the help of local and cross-cutting partners in the Innovation Cycles, the cities will jointly develop and adopt participatory methods proposed by the Innovation Cycles. These methods include Story-building, Scenario-building using data-driven methods for analysis, as well as Investment- and Partnership-building strategies. The cities will use the methods for the development and fine-tuning of their Roadmaps, the update of their long-term TTPs, and the Full-Scale Deployment of their Waterfront Pilots. Re-Value will evaluate how these methods are locally used, how relevant they are, and how they could be used for replication.

The participation processes and activities are the fundamentals of Story-building. They empower actors and stakeholders, providing different perspectives of their roles and opening new possibilities for using their knowledge under other circumstances. In the work of Innovation Cycle 1 with the Re-Value cities, these processes will be used from a general understanding of Story-building as a process, to focused activities related to implementing the cities' Waterfront Pilots and developing their Detailed Roadmaps.

Regarding Scenario-building, it is important that workshops, coaching and activities with the cities are inclusive and engage participants with a wide array of perspectives and expertise, in order to ensure that cities are creating comprehensive and realistic scenarios. Innovation Cycle 2 will also support cities to implement the outcomes of the Scenario-building activities into their respective Detailed Roadmaps, to help achieve their goals with respect to climate action, urban development and sustainability. Furthermore, Innovation Cycle 2 will help the cities assess the quality and reliability of data used in Scenario-building, to ensure that it covers all relevant aspects needed for comprehensive analysis and planning. This is crucial to enhance the credibility and effectiveness of the Scenario-building process, and to develop realistic scenarios that help making informed decisions.

With regards to Investment- and Partnership-building strategies within Innovation Cycle 3, relevant local stakeholders shall be engaged in partnership building processes to respond effectively to local gaps in

capacity and knowledge, to bridge political silos, and to increase the understanding amongst all stakeholders with respect to the local, regional, and national financing and funding environment, as well as the relevant regulatory framework.

**Means of verification:**

The work performed by the Innovation Cycles and the results produced are described in the deliverables D1.2, D1.4, and D1.6 of WP1. The progress of the deliverables can be tracked via the internal Masterlist Deliverable tracker.

**Contribution to project Outcomes/Impacts:**

O#2 Transparent and efficient decision-making processes for people-centric urban planning and design for climate neutral cities achieved through innovative collaborative methods such as co-creation, living labs, crowdsourcing, crowdfunding, collective intelligence and collaborative economy in combination with technological innovations, data-driven approaches and enhanced cross-sectoral integration.

**Responsible partner:** NTNU, ECOTEN, GIB

**Contributing partners:** SP, TV, VITO, AC, ICLEI, all partners

## 02.2: Citizens/professional stakeholders feel they contributed to the outcomes

**Target:** 70% of participating project target groups

**Description:**

Re-Value aims for at least 70% of the participants to be able to say “I contributed to this outcome, my input was valuable”. This outcome will be supported through local participatory activities such as the three Innovation Cycles, the participatory Impact Model workshops, the Community of Practice, and art-and-culture driven societal innovation within and across the cities. Re-Value’s Inclusiveness Protocol will gather learnings from the inclusive implementation and uptake of these activities, help residents and professionals make new, meaningful connections and develop these into solutions and processes that are socially accepted.

**Means of verification:**

Each city has its own unique context and way of engaging with stakeholders. Supported by the Re-Value Inclusiveness Protocol, the cities select their preferred modes of engagement such as surveys, workshops, etc., to measure this outcome throughout the project, regarding the defined project target groups. Details are yet to be defined. The deliverables related to T9.3 Inclusiveness and Diversity Management (D9.2, D9.5, D9.9 and D9.12) will discuss these outcomes for the Re-Value cities.

**Contribution to project Outcomes/Impacts:**

O#2 Transparent and efficient decision-making processes for people-centric urban planning and design for climate neutral cities achieved through innovative collaborative methods such as co-creation, living labs, crowdsourcing, crowdfunding, collective intelligence and collaborative economy in combination with technological innovations, data-driven approaches and enhanced cross-sectoral integration.

**Responsible partner:** NTNU

**Contributing partners:** All partners

## 03.1: LCs and RCs use the Re-Value Impact Model long-term

**Target:** 9 Re-Value cities

**Description:**

The Impact Model is currently being used by cities to facilitate discussions among diverse stakeholders involved in transformation projects, helping to bridge gaps and overcome siloed thinking. It provides a comprehensive overview, enabling cities to identify synergies between different actions. Feedback on this process has been very positive, suggesting that cities may adopt the method beyond the project's scope. Additionally, the outputs from these discussions feed into the innovation cycles, refining both the roadmaps and the Impact Model itself. The framework of the Impact Model also aids cities in identifying missing KPIs for evaluating their projects' impacts. Through a structured series of online and on-site workshops and other follow-up activities, the Impact Model will be embedded in the Waterfront Pilots and strategies for updating long-term TTPs, making it more likely that the tool will be anchored in the cities in the long term.

### **Means of verification:**

Key Performance Indicators, co-benefits, key data from the Impact Model workshops such as type of participants, collectively identified needs and priorities, and the integration of these in the cities' Waterfront Pilots and strategies for updating long-term TTPs will be reported in the Deliverables related to T1.1 (D1.1, D1.3 and D1.5).

### **Contribution to project Outcomes/Impacts:**

O#3 Effective management of trade-offs and ownership of transformative changes through the engagement and empowerment of stakeholders, inhabitants, paying special attention to vulnerable and at-risk for precarity social groups and communities, including people with disabilities, older people and youth.

**Responsible partner:** NTNU

**Contributing partners:** LCs & RCs, all partners

## **03.2: LCs and RCs adopt the Inclusiveness and Diversity Protocol long-term**

**Target:** 9 Re-Value cities

### **Description:**

Re-Value cities and local and transversal partners have co-created the Inclusiveness Protocol, based on key principles of societal readiness, incorporating reflection of stakeholders' needs and priorities, inclusiveness of these stakeholders in project processes, and anticipation and responsiveness to any changes in context to promote positive outcomes and reduce negative externalities. This Protocol will be fine-tuned throughout the project to provide the best possible fit for the Re-Value cities and their stakeholders. Through a structured series of online and on-site workshops and other follow-up activities the Protocol will be embedded in the Waterfront Pilots and strategies for updating long-term TTPs, increasing the likeliness of its continuation in the Re-Value cities beyond the project's lifetime.

### **Means of verification:**

The development, fine-tuning and integration of the Protocol in the Detailed Roadmaps, Full-Scale Deployment and strategies for updating long-term TTPs of the cities will be tracked and documented in the deliverables of T9.3 (D9.2, D9.5, D9.9 and D9.12), in cooperation with the corresponding deliverables and processes of the Leading (WP2-5) and Replication (WP6) Cities. The creation of stories of this progress, for better exchange and learning with other cities, will be supported by Innovation Cycle 1 and reported in the deliverables of T1.2 (D1.2, D1.4 and D1.6).

### **Contribution to project Outcomes/Impacts:**

O#3 Effective management of trade-offs and ownership of transformative changes through the engagement and empowerment of stakeholders, citizens and inhabitants, paying special attention to vulnerable and

at-risk for precarity social groups and communities, including people with disabilities, older people and youth.

**Responsible partner:** NTNU

**Contributing partners:** All partners

## 04.1: Exploitable Results are embedded in Re-Value cities

**Target:** 27 exploitable results

### Description:

During the project period, Re-Value will have developed 27 participatory Exploitable Results (see [CDE13](#)), tested by Re-Value cities in the Roadmaps and Pilots, and embedded in their decision structures through the updating of the long-term TTPs.

The Exploitable Results will have been tested at least by one city each, preferably by at least two, in order to validate their transferability. Innovation Cycle 1 will contribute to creating and telling the stories of these Exploitable Results to support their transfer to other cities. Through its close alignment with Societal Readiness (WP9) and the Impact Model (WP1), the design, anchoring and tracking of exploitable results in and with the cities will increase the chance that they will be continued also beyond the duration of the project.

### Means of verification:

The development and testing of the Exploitable Results, and the validation of their transferability, will be summarised in D8.6 and D8.10, based on the corresponding deliverables of the task in which the Exploitable Result originally was developed and the City task or work package in which it was tested.

### Contribution to project Outcomes/Impacts:

O#4 Innovative urban planning and design practices, harnessing, compiling and mainstreaming local knowledge, creativity, ingenuity and design quality, triggering behavioural and lifestyles changes and fostering co-created approaches, holistic responses to interlinked challenges within a city, and effective use of digital tools, such as Digital Twins, for solutions drawing on cross-domain data e.g. through data shared via data space for smart communities and sectoral data spaces.

**Responsible partner:** NTNU

**Contributing partners:** LCs & RCs, TV, SP, ICLEI, all partners

## 04.2: LCs and RCs embed long-term Re-Value's data-driven co-creation and scenario-building in decision support

**Target:** 9 Re-Value cities

### Description:

Re-Value aims to jointly explore with the Re-Value cities, through Innovation Cycle 2, a new role for data-driven strategies and digital twins, within urban planning and design for climate-neutral cities. Data-driven strategies will make the co-benefits between urban quality and climate neutrality tangible, allowing stakeholders to have a visual comprehension of the effects of their actions and to explore and experiment with alternatives with a better understanding of their dependent impacts. They will bring attention to less obvious relations and qualitative aspects of city life, and will be used as tools to involve citizens (as co-creators and as co-innovators and data generators through citizen science), provoke thought, and assist decisions in the cities' development of Detailed Roadmaps, strategies for updating long-term

TTPs, and the full-scale implementation of the Pilots. This will sensitise politicians and investors of the impact and benefits of NEB-ifying their decisions and plans and how they can unlock additional value and co-benefits.

This KPI will look into how systematically Re-Value cities use data to inform policies and operational decisions in the development of their Detailed Roadmaps, update of their TTPs and Full-Scale Deployment, ensuring that planning is evidence-based. The benefits derived from data investments are maximised when the collected data is used for various applications. This KPI further links to the third project Result ([R3](#)), where a total of at least 23 Scenarios will be co-created with the Re-Value cities to assess how data-driven solutions can be implemented into the urban decision making for each of the Waterfront Pilot areas.

#### **Means of verification:**

The work performed by Innovation Cycle 2 and its contribution to the various city activities are described in deliverables D1.2, D1.4, and D1.6 of WP1. Furthermore, deliverables related to the Detailed Roadmaps, updating of the TTPs, and Full-Scale Deployment will describe the type of data and data-driven solutions that were used (see [R5](#) and [R6](#)). The progress of the deliverables can be tracked via the internal Masterlist Deliverable tracker.

#### **Contribution to project Outcomes/Impacts:**

O#4 Innovative urban planning and design practices, harnessing, compiling and mainstreaming local knowledge, creativity, ingenuity and design quality, triggering behavioural and lifestyles changes and fostering co-created approaches, holistic responses to interlinked challenges within a city, and effective use of digital tools, such as Digital Twins, for solutions drawing on cross-domain data e.g. through data shared via data space for smart communities and sectoral data spaces.

**Responsible partner:** ECOTEN

**Contributing partners:** LCs & RCs, VITO, AC, NTNU, all partners

### **05.1: LCs and RCs embed in their strategies for updating long-term Territorial Transformation Plans a universal design of climate neutrality, including energy and mobility poverty**

**Target:** 9 Re-Value cities

#### **Description:**

The Re-Value Inclusiveness Protocol will be co-created by the cities and transversal partners, and embedded in the strategies for updating long-term TTPs of the cities beyond the project's lifetime. The Protocol will be built on the experiences and priorities of the cities, based on guidance from Societal Readiness and the NEB Compass, and tested and fine-tuned throughout the project. The Protocol will incorporate universal design of climate neutrality, including energy and mobility poverty, and will involve all stakeholder groups, including vulnerable ones, in all activities. This work will be closely linked to Societal Readiness (WP9) and the Impact Model (WP1), to ensure a 360-degree perspective.

In each city, the project will work with local stakeholders, including youth (Innovation Camps, T8.2), and local communities in the Waterfront Pilots (including refugees, immigrants, elderly and other vulnerable groups) to identify concrete windows of opportunity for upgrading their local environment with higher quality and lower GHG emissions. This will include addressing energy and mobility poverty in social housing communities, universal design in buildings as well as public spaces and services, for everyone to take an active, positive part in the transformation.

#### **Means of verification:**

Progress will be tracked by T9.3 and documented by the T9.3 series of deliverables (D9.2, D9.5, D9.9 and D9.12), based on cooperation with the Re-Value cities and their deliverables in WP2-6.

**Contribution to project Outcomes/Impacts:**

O#5 Solutions that ensure a more equitable, just, synergetic and optimal use of urban spaces integrating well-balanced built/green/blue/accessible infrastructures and biodiversity-friendly nature-based solutions for attractive, circular, healthy, resilient, secure and liveable cities with thriving citizens, communities, ecosystems and biodiversity and reduced urban environmental footprint.

**Responsible partner:** NTNU

**Contributing partners:** LCs & RCs, all partners

## **05.2: LCs and RCs fully embed the participatory, circular and shared value chains in their Investment and Partnership Plans**

**Target:** 9 Re-Value cities

**Description:**

The project aims for participatory, circular and shared value chains to be fully embedded in the Investments and Partnerships of all Re-Value cities. The Innovation Cycles' Stories and Scenarios built together with the multi-modal impact model for value-based urban design and planning provide the foundation for cities to define the ambition for their Waterfront Pilots. In each city, local stakeholders are involved to identify concrete windows of opportunity for upgrading their local environment with higher quality and lower GHG emissions. This will be in line with each city's urban planning and infrastructure investment priorities and may include a variety of measures such as revitalising the neighbourhoods through value chains for energy, mobility, water, waste, nature-based solutions, food, maker spaces and more, where possible with circularity. Once a city has clearly defined their project measures and scope, engagement and partnerships with local stakeholders can be formed to ensure local buy-in and to explore feasible governance structures and financing pathways.

**Means of verification:**

The activities will be supported by T1.4 and reported in the corresponding series of deliverables (D1.2, D1.4 and D1.6 ). This will be done in cooperation with the Re-Value cities, with their Detailed Roadmaps ([R5](#)) including a section on circular and shared value chains.

**Contribution to project Outcomes/Impacts:**

O#5 Solutions that ensure a more equitable, just, synergetic and optimal use of urban spaces integrating well-balanced built/green/blue/accessible infrastructures and biodiversity-friendly nature-based solutions for attractive, circular, healthy, resilient, secure and liveable cities with thriving residents, communities, ecosystems and biodiversity and reduced urban environmental footprint.

**Responsible partner:** GIB

**Contributing partners:** LCs & RCs, ICLEI, all partners

## **2.2.4. Impacts**

The definition of Impacts according to the Horizon Europe Programme<sup>14</sup> is:

---

<sup>14</sup> [https://ec.europa.eu/info/funding-tenders/opportunities/docs/2021-2027/horizon/temp-form/af/af\\_he-ria-ia\\_en.pdf](https://ec.europa.eu/info/funding-tenders/opportunities/docs/2021-2027/horizon/temp-form/af/af_he-ria-ia_en.pdf)

# RE-VALUE

*“Wider long term effects on society (including the environment), the economy and science, enabled by the outcomes of R&I investments (long term). It refers to the specific contribution of the project to the work programme expected impacts described in the destination. Impacts generally occur some time after the end of the project”.*

Re-Value aims to contribute to the expected long-term Impacts of the Mission on Climate-Neutral and Smart Cities by co-creating and testing various innovative Results within the project, and then bringing those to the wider public through communication, dissemination and advocacy activities.

Several of the Impact KPIs are closely related to each other. While they contribute to a different Impact expected by the Mission, the means of achieving them is the same. This concerns:

- I1.1 is combined with I2, I3, I4, I5, I6 and I7
- I1.2 is combined with I8

Here all KPIs are presented separately, to highlight their different purpose and contribution to the Mission’s expected Impacts. However, when reporting their progress in deliverable series D7.2 on M&E Reporting these will be combined. These are long-term KPIs beyond the duration of the project.

## **I1.1: Other European cities use Re-Value results**

**Target:** 9 other cities

### **Description:**

Re-Value will enable and support the transferability and use of project results beyond the Lead and Replication Cities, by connecting with the Cities Mission and its Mission Platform (NetZeroCities), the corresponding national platforms, the New European Bauhaus, and the Mission and NEB communities. The qualitative and process-based Impact Pathways—how results were created—will be shared with other cities to make it easier for them to implement similar methods and tools. Project results will also be integrated in the Mission Portal knowledge repository (see [I1.2](#)). In addition, the project will host the Re-Value Urban Planning in Transition(s) Forum with sister projects and the Mission, to share, qualify, and give feedback on preliminary results, experiences and learnings. ICLEI will develop cross-cutting recommendations with the replication teams, for Policy Briefs (WP9). Furthermore, the project will join forces with other European and national initiatives to compare and enlarge the experience base.

The project will use similar methods as for the Re-Value cities (see previous Sections) to promote uptake by cities beyond the project. The work will be built bottom-up to ensure best fit for the cities, and then aim for replicable and scalable solutions that can be tested and applied across the cities, given the identified common challenges. In order to support that other cities use Re-Value results, the project will follow up with cities that have participated in outreach activities or visited our social media, and offer them concrete guidelines to adopt the results to their own context.

Re-Value will test this scope across nine European cities with widely different geographies, cultures, spatial, social, economic and governance structures, and will feed the qualified learnings back to the European programmes and Mission communities. Where suitable, the cities will update their next version of their SEAPs/SECAPs with Re-Value experiences and feed these back to the Covenant of Mayors.

This KPI is further linked to [I2](#), [I3](#), [I4](#), [I5](#), [I6](#) and [I7](#), as those describe how specific Re-Value results contribute to other project Impacts. The overall approach to achieve those KPIs is however similar as described here.

### **Means of verification:**

It may be difficult to verify this KPI, as the project does not have a systematic way to monitor the uptake of practices from cities not involved in the project. However, interviews, workshops, forms and other feedback mechanisms will be made available to cities that participate in our outreach activities and our social media.

The results will be summarised in T6.7 EU replication beyond Replication Cities, T8.4 Outreach with the EU Cities Mission, Mission Platform and New European Bauhaus, and T9.4 Strategic anchoring and advocacy towards European/national platforms & policy initiatives, and their corresponding deliverables as well as the CDE tracker. The same means will be used for KPIs [12](#), [13](#), [14](#), [15](#), [16](#) and [17](#).

## **Contribution to project Outcomes/Impacts:**

EI#1 Capacity building among European cities, in particular the 100 cities under the Cities Mission, to design and roll out their Climate City Contracts and reach climate neutrality by 2030. (see also [12](#), [13](#), [14](#), [15](#), [16](#) and [17](#))

**Responsible partner:** NTNU (see also [12](#), [13](#), [14](#), [15](#), [16](#) and [17](#))

**Contributing partners:** All partners

## **11.2: Re-Value Portfolio, Impact Model and Innovation Cycles are integrated into the NetZeroCities Portal Knowledge Repository**

**Target:** 5 relevant resources

### **Description:**

To help with capacity building among European cities, Re-Value will share key results on the NetZeroCities Portal. The transformation taking place in the Re-Value cities, through the co-creation of the Impact Model and the implementation of the Innovation Cycles (WP1) will be documented and shaped into concise, practice-oriented outputs that can be useful for other cities. More specifically, Re-Value will share the following outputs:

- In T1.1, the Impact Model is being refined with experiences from the Re-Value cities, among others through a series of Impact Model workshops organised with each city, fine-tuning indicators, identifying co-benefits of specific importance for local stakeholders, and staking out pathways for further development. Learnings from these workshops and the further development of the Impact Model will be shared with other cities, for instance in the form of stories and summaries from the Impact Model workshops, guidelines and training for cities and communities to host their own Impact Model workshops, gamified formats such as IM dominoes and boardgames (with the CrAft CSA), deep-dives into specific co-benefits and indicators to address gaps in Re-Value and other cities together with NetZeroCities and NEB, and community papers exploring the power of co-benefits in increasing willingness to invest in holistic, win-win solutions.
- Innovation Cycle 1 on Story-building (T1.2), will contribute by sharing a catalogue of processes behind cities' stories. This document will highlight the collaborative practices and steps involved in building and co-creating the new narratives. It will demonstrate how all actors and stakeholders, in their unique ways, contribute to the journey to climate neutrality. In the specific case of the Short-Term Artistic Mission, the cultural partners will share a guideline suggesting activities tested during phases 2 and 3 of the project that the local cultural stakeholders can replicate in their cities.
- Innovation Cycle 2 (T1.3) will focus on developing a comprehensive document that contains guidelines to assist cities in leveraging data-driven co-creation and Scenario-building. This document will serve as a valuable resource, capturing collective wisdom and insights from all Re-Value activities with LCs and RCs. The goal is to provide practical guidance and actionable strategies for cities implementing data-driven co-creation processes, detailing critical lessons learned and offering strategies and methodologies that were tested in the Re-Value project. The document will provide relevant examples demonstrating best practices and innovative approaches, as well as guidance on establishing feedback mechanisms to continually learn and adapt based on



stakeholder input and evolving urban challenges. This document will be made available to all cities on the NetZeroCities Platform. It is further directly linked to [18](#).

- Innovation Cycle 3 (T1.4) supports the cities in identifying and forming partnerships that can support their pilot project by sharing knowledge, bridging political silos, raising awareness and understanding amongst stakeholders, as well as assessing and building capacities for a better understanding of the funding and financing environment and opportunities. The aim is to capture learnt knowledge and partnership models, and demonstrate the usefulness of strategies such as engaging key sectoral representatives and providing guidance and capacity-building by an expert team.
- The Re-Value Urban Planning and Design Approaches Portfolio (Re-Value Portfolio, see [R4](#)) will summarise the main principles of the Re-Value approach to urban design and planning to help achieve Europe's climate neutrality ambitions. The Re-Value Portfolio will include planning and design methods, tools, partnership building concepts and governance models, as well as societal innovation, based on best and aspiring practices in the nine Re-Value waterfront cities, with evidence-based guidelines and practical recommendations for their effective and optimal use. Re-Value Portfolio is a deliverable document series (D6.3 Initial Version and D6.10 Final Version) that will be shared with other cities. Additionally, featured city approaches, models, methods, and tools will be formatted in a responsive design and tagged to share on the Re-Value website for easy browsing and sharing.

The above project outputs, through their dissemination via the NetZeroCities Platform, but also via other means will further contribute to the following Impact KPIs: I1.1, [12](#), [15](#), [16](#), [17](#).

#### **Means of verification:**

With the submission of relevant deliverables, the responsible partner will check whether there are results that can be uploaded to the NetZeroCities Portal, in dialogue with ICLEI. The resources produced will be uploaded to the NetZeroCities Portal's Knowledge Repository, making them accessible to a broad range of cities and stakeholders. To measure their impact, we will check if it will be possible to track the number of downloads there (in addition to tracking on the Re-Value project website), providing an initial quantitative indicator of engagement.

#### **Contribution to project Outcomes/Impacts:**

El#1 Capacity building among European cities, in particular the 112 cities selected to participate in the Cities Mission, to design and roll out their Climate City Contracts and reach climate neutrality by 2030. (see also [18](#))

**Responsible partner:** ICLEI, NTNU, ECOTEN (see also [18](#)), GIB

**Contributing partners:** LCs & RCs

## **I2: Other cities/projects take up participatory Re-Value Story building, Scenario building, and Investment & Partnership building methods**

**Target:** 9 other cities/projects

#### **Description:**

The project aims to develop and test, through its Innovation Cycles, methods and tools that will help not only Re-Value Cities but also the wider community of European cities incorporate inclusive, data-driven and integrated approaches for urban planning and design. As described for [11.1](#) and [11.2](#), Re-Value will interact

and engage with at least nine other European cities through different communities and platforms, using various communication and dissemination approaches, in order to make the project results available and useful for them.

The impact cannot be fully tracked as replication may happen without the project's knowledge. The project will work to make it more likely and plausible that replication will happen. The project will follow up with cooperating cities and check whether they are using the ICs, IM and other Re-Value resources. This may also be feedback forms, workshops, etc. on whether others found our work useful or are planning to try it themselves.

**Means of verification:**

See [1.1](#) and [1.2](#).

**Contribution to project Outcomes/Impacts:**

EI#2 Sector integration, cross-sectoral collaboration and synergies, supported by digital solutions, new value chains for increased energy and resource efficiency, better performing grids, resilience in cities and surroundings/ urban areas, communities and infrastructures, and enhanced competitiveness of European industry.

**Responsible partner:** NTNU

**Contributing partners:** ECOTEN, GIB, ICLEI, LCs & RCs via webinars and national platforms

### **I3: Other cities/projects embed participatory, circular and shared value chains in their Investment and Partnership strategies**

**Target:** 9 other cities/projects

**Description:**

The project will actively work with other cities and projects (see [1.1](#)) to share experiences regarding Re-Value's value chains, and showcase how they can be embedded in Investment and Partnership Plans, supporting at least nine other cities or projects to test and integrate them. Aligned with the Impact Model, we aim for these value chains to be participatory, circular and shared, where this is relevant and viable for the cities.

The impact cannot be fully tracked as replication may happen without the project's knowledge. The project will work to make it more likely and plausible that replication will happen. The project will follow up with cooperating cities and check whether they are using the ICs, IM and other Re-Value resources. This may also be feedback forms, workshops, etc. on whether others found our work useful or are planning to try it themselves.

**Means of verification:**

As described in [1.1](#), cities with which Re-Value has interacted could be asked for feedback related to their inclusion of aspects relating to participatory, circular and shared value chains in their various financial plans or investment and partnership strategies, and dedicated workshops or working meetings can be created with these cities to support knowledge transfer.

**Contribution to project Outcomes/Impacts:**

EI#3 Deployment of inclusive, replicable deep renovation, renewable energy, demand response, heating & cooling as well as system integration solutions including for different building types; establishment of participatory system integration projects, renewable & citizens' energy communities and intensified

city-business collaboration in related energy transition planning and implementation, prevention and reduction of energy poverty.

**Responsible partner:**

**Contributing partners:** NTNU, GIB, ICLEI, LCs & RCs via webinars and national platforms

## **I4: Other cities take up a universal design of climate neutrality, including energy and mobility poverty**

**Target:** 9 other cities

### **Description:**

The Re-Value Inclusiveness Protocol will be co-created and tested within the project, based on guidance from Societal Readiness and the NEB Compass. It will incorporate universal design of climate neutrality, including energy and mobility poverty, and will involve all stakeholder groups, including vulnerable ones, in all activities. The Inclusiveness Protocol will be a prominent feature of all outreach and advocacy activities of the project, aiming to support the integration of principles of universal design of climate neutrality in other cities. As described for [1.1](#), Re-Value will use various means to interact and engage with at least nine other European cities in order to promote the uptake of the Re-Value principles and methods.

### **Means of verification:**

See [1.1](#).

### **Contribution to project Outcomes/Impacts:**

EI#4 Deployment and increased modal share of inclusive, clean, shared and alternative mobility modes and services in urban and peri-urban areas while internalising the negative externalities of transport such as traffic congestion, air and noise pollution, road collisions and accidents, as well as contribution to avoid mobility-poverty.

**Responsible partner:** NTNU

**Contributing partners:** ICLEI, LCs & RCs via webinars and national platforms

## **I5: Other cities/projects take up Re-Value Portfolio of Urban Planning and Design Approaches**

**Target:** 9 other cities/projects

### **Description:**

The project will produce the Re-Value Portfolio of Urban Planning and Design Approaches (see [R4](#)), which will showcase best and emergent practices, governance models, methods, and tools that the nine Re-Value cities (and other featured cities) use or will use to accelerate their transition to climate neutrality in beautiful, inclusive and irresistible ways. As described for [1.1](#) and [1.2](#), Re-Value will make sure the Portfolio and lessons learned from its implementation in Re-Value cities will be disseminated to inspire replication in other cities or projects.

### **Means of verification:**

See [1.1](#) and [1.2](#).

### **Contribution to project Outcomes/Impacts:**

EI#5 Establishment of innovative and inclusive local and/or regional governance models and institutional partnerships and frameworks to increase the innovation capacity of local/regional administrations and foster integrated cross-sectorial planning approaches and accelerate the take-up of innovative smart

solutions in key areas such as energy, transport, spatial planning, environment, industry, SMEs, digitisation and (big) data handling.

**Responsible partner:** ICLEI

**Contributing partners:** LCs & RCs via Roadmaps, webinars and national platforms, all partners

## **I6: Other cities/projects take up the participatory Impact Model and Innovation Cycles**

**Target:** 9 other cities/projects

### **Description:**

In order to support integrated, systemic approaches, the Re-Value consortium will actively promote the uptake of the participatory Impact Model and Innovation Cycles in other cities and projects. This will happen through cooperation with other projects, and in particular with CrAft,, as well as through the sharing of resources in the Mission Portal knowledge repository (see [11.1](#) and [11.2](#)).

### **Means of verification:**

See [11.1](#) and [11.2](#).

### **Contribution to project Outcomes/Impacts:**

El#6 Development of new co-creation and co-management methods and approaches that ensure a better engagement of citizens and stakeholders, the possibility of longer-term planning certainty and a better integration of their needs within the community's strategies and plans.

**Responsible partner:** NTNU

**Contributing partners:** ICLEI, ECOTEN,, LCs & RCs via webinars and national platforms

## **I7: Other cities/projects take up Re-Value's data-driven co-creation and Scenario building**

**Target:** 9 other cities/projects

### **Description:**

Among other five, Re-Value has identified data-driven co-creation as a systemic challenge of urban planning and design. With the support of Innovation Cycle 2 (WP1), Re-Value will address this challenge and help cities obtain more-fit and better-quality data, improve understanding of how simulation and monitoring tools can be integrated in urban planning and design, and create participatory governance structures that translate data into decision-making and action. The ongoing experiments, learnings and qualified results with Re-Value's data-driven co-creation and Scenario-building will be shared with national and European authorities, programmes and communities, exchanged with sister projects in the Community of Practice (see [11.1](#)), and integrated in the Mission Portal knowledge repository (see [11.2](#) and [18](#)). This will strengthen each other's efforts, avoid duplication, and ensure that data, tools and the manner in which they are deployed, are compatible.

The impact cannot be fully tracked as replication may happen without the project's knowledge. The project will work to make it more likely and plausible that replication will happen. The project will follow up with cooperating cities and check whether they are using the ICs, IM and other Re-Value resources. This may also be feedback forms, workshops, etc. on whether others found our work useful or are planning to try it themselves.

### **Means of verification:**

See [11.1](#) and [11.2](#).

## **Contribution to project Outcomes/Impacts:**

EI#7 Establishment/development of interoperable, scalable and replicable digital innovative solutions across the Mission's cities, using shared standards and data models, open Application Programming Interfaces (APIs), and open-source software where relevant.

**Responsible partner:** ECOTEN

**Contributing partners:** ICLEI, LCs & RCs via webinars and national platforms

## **I8: Re-Value's data-driven co-creation and scenario-building is integrated in the NetZeroCities Portal knowledge repository**

**Target:** 1 relevant resource

### **Description:**

Re-Value's Innovation Cycle 2 will focus on developing a comprehensive guidance document to assist cities in leveraging data-driven co-creation and scenario building (see also [1.2](#)). Capturing insights from the Re-Value cities, it will provide practical guidance and actionable strategies for cities that want to implement data-driven co-creation processes, including tools and data repositories for gathering and analysing data, fostering collaboration among stakeholders, and integrating citizen input into urban planning. This guidance will aim to contribute knowledge and methods needed for the development of common European dataspace on topics related to urban issues.

### **Means of verification:**

See [1.2](#).

## **Contribution to project Outcomes/Impacts:**

EI#8 Contribute to the availability of relevant data in the European common Data spaces for Mobility, Green Deal and Energy to enable further reuse of information to support the wider community.

**Responsible partner:** ECOTEN

**Contributing partners:** ICLEI, LCs & RCs

## **I9: EU policies, programmes and initiatives linked to cities incorporate Re-Value results**

**Target:** 17 EU policies, programmes or initiatives

### **Description:**

Re-Value aims to inform EU, national and regional policies, programmes and initiatives linked to cities with the innovations it will test in its cities and the results it will produce. Among others, such results will include the project's participatory, multi-modal and systemic Impact Model, the findings of the Innovation Cycles, the Portfolio of Urban Design and Planning Approaches, the Policy Briefs and all other Exploitable Results (see [CDE13](#)). We will track updates and processes related to these policies, identify opportunities to give feedback, and co-create that feedback with the partners and stakeholders—where relevant, also with sister projects and other Mission/NEB community members. We will follow up with the related policy makers to organise dedicated workshops or working meetings to discuss the relevance of the feedback, and, where necessary, add further detail or nuance. In addition, at regular intervals, we will issue Policy Briefs or Workshops based on Re-Value's work, aligned with events such as the European Week of Regions and Cities.

### **Means of verification:**

Re-Value will assess the number of publications and number of follow-up meetings with decision makers, in particular linked to public announcements related to EU policies, programmes and initiatives linked to cities.

The results will be summarised in T9.4 Strategic anchoring and advocacy towards European/national platforms & policy initiatives, and its corresponding deliverables (D9.7 and D9.13) as well as in the CDE tracker.

**Contribution to project Outcomes/Impacts:**

EI#9 Increased synergies and complementarities with all the relevant EU policies, programmes and initiatives linked to cities, in particular the DIGITAL programme and the Covenant of Mayors for Climate and Energy.

**Responsible partner:** NTNU

**Contributing partners:** ICLEI, all partners

## 3. Conclusion

This deliverable represents the intermediate version of the Monitoring and Evaluation (M&E) Framework for the Re-Value project. It reiterates the structures needed to monitor and document how the project generates impact through its activities, pilots, results, outcomes, and long-term impacts, with updated roles and responsibilities for project partners. The M&E Framework is grounded in the project's pathways to impact, as outlined in the Description of Action during the proposal phase.

The primary objective of this document is to update the project's M&E Key Performance Indicators (KPIs) and provide information to support their further development and implementation while feeding insights back into the various project activities. The M&E KPIs aim to track:

- Results achieved within the project's duration.
- Communication, Dissemination, and Exploitation (CDE) measures used to share project results within and beyond the Re-Value cities ecosystem.
- Outcomes observable in the mid-term, resulting from the communication and dissemination of project results to direct target groups, including stakeholders within the Re-Value cities.
- Impacts expected in the long term, extending beyond the project's boundaries, including broader societal effects.

The M&E Framework will be further updated annually in an iterative process, incorporating progress from project activities and integrating valuable learnings, with the next one as D7.6 Re-Value M&E Model (second intermediate version). It will also serve as the foundation for evaluations reported in D7.4 Re-Value M&E Report 2 and subsequent versions.

## 4. Glossary of Terms

### General Terms

CD&E	Capacity Development and Exchange
CDE	Communication, Dissemination and Exploitation
CoP	Community of Practice
CrAft	Creating actionable futures (project)
DUT	Driving Urban Transitions
EC	European Commission
ER	Exploitable Result
EU	European Union
GHG	Greenhouse Gas
IC	Innovation Cycle
IM	Impact Model
KPI	Key Performance Indicator
LC	Leading City
M&E	Monitoring and Evaluation
NEB	New European Bauhaus
NEB-STAR	New European Bauhaus-Stavanger (project)
RC	Replication City
SEAP	Sustainable Energy Action Plan
SECAP	Sustainable Energy and Climate Action Plan
SRL	Societal Readiness Level
TTP	Territorial Transformation Plan
WP	Work Package

### Partner names

AC	AugmentCity AS
AK	Ålesund Kommune
BRG	STAD Brugge
BUR	OBSHTINA BURGAS
CM	Municipiu Resedinta de Judet Constanta
ECOTEN	Ecoten urban comfort s.r.o.
EMAC	Empresa Municipal de Ambiente de Cascais Em Sa



GIB	Stiftung Global Infrastructure Basel
ICLEI	ICLEI EUROPEAN SECRETARIAT GmbH
IFLA	International Federation of Landscape Architects Europe
IMM	IZMIR BUYUKSEHIR BELEDIYESI
IZTECH	İzmir Institute of Technology
JAE	JUNIOR ACHIEVEMENT EUROPE
LNEG	Laboratório Nacional de Energia e Geologia
MP	Město Písek / Městský úřad Písek
NTNU	Norges Teknisk-Naturvitenskapelige Universitet
RIJ	Grad Rijeka / City of Rijeka
RIM	Comune di Rimini
SP	Sladovna Czech cultural organisation
SU	Sofia University
SUAS	Sørsida Utvikling AS
TV	Teatret vårt
UNG	Univerza v Novi Gorica
UNIBO	Università di Bologna
VITO	Vlaamse Instelling voor Technologisch Onderzoek N.V.
ZMC	Asociația de Dezvoltare Intercomunitara Zona Metropolitana Constanța

## About Re-Value – Re-Valuing Urban Quality & Climate Neutrality in European Waterfront Cities

The Re-Value partnership consists of nine European waterfront cities and selected European organisations that work to make the urban transition irresistible for everyone. This is done by demonstrating how climate neutrality and urban quality can be aligned, by re-valuing the cities' connection to their waterfronts, strengthening co-benefits and mitigating potential adverse impacts.

Ålesund (Norway), Bruges (Belgium), Burgas (Bulgaria), and Rimini (Italy) demonstrate how integrated urban planning and design can be optimally deployed to achieve climate neutrality and significantly reduce GHG emissions by 2030. In addition, Cascais (Portugal), Constanța (Romania), İzmir (Türkiye), Písek (Czechia), and Rijeka (Croatia) learn, replicate and develop their own participatory story-building, data-driven scenarios, and investment partnership building strategies on integrated urban planning and design to accelerate their journeys to climate neutrality.

The partnership is coordinated by the Norwegian University of Science and Technology (NTNU) and is funded by the European Union's Research and Innovation funding programme Horizon Europe under grant agreement 101096943.

Learn more about the partnership and the outcomes on [re-value-cities.eu](https://re-value-cities.eu).

### Partners



Funded by  
the European Union

Views and opinions expressed are those of the author(s) only and do not necessarily reflect those of the European Union or CINEA. Neither the European Union nor the granting authority can be held responsible for them.